

A photograph of a man, a woman, and a baby. The man is on the left, wearing a blue and brown plaid shirt and a grey baseball cap. The woman is on the right, wearing a light-colored t-shirt and white pants. They are both smiling and looking at a baby who is lying in the woman's arms. The baby is wearing a dark blue onesie and white socks. The background is a blurred outdoor setting with trees and a blue wall.

**OUR SUCCESS REPORT**  
**PROGRAM HIGHLIGHTS 2024-25**  
**The Road to Recovery Begins Here!**

# CEO message



We have made significant improvements as a cohesive community, working with many entities, some of whom you will see in the coming pages. Perhaps most significantly is the regional improvement in reducing overdose death due to fentanyl. However, misuse of fentanyl and stimulants remain a serious community and family problem. Also, alcohol overuse has risen again to become the primary drug of choice in our treatment program surveys. We have continued prevention efforts despite funding cuts and claim some victory in helping teens make good choices to avoid unhealthy activities and divert from a criminal path. Prevention is still the best, cheapest, and most common-sense way to avoid a lifetime of suffering.

We are so pleased to present our program highlights for fiscal year 2024-25. As we come close to approaching 200 professional staff working at 12 facilities in four counties, on the central coast of California, I feel so honored we have directly impacted well over 11,000 people. In the following pages you will see some of our successful outcomes, as collected by our staff and clients, and evaluated by Todd Sergot of Sergot Consulting, our patient, insightful and professional program evaluator.

Our Board of Directors is grateful to our compassionate and professional staff and thanks all of our community partners from city, county, state, federal and private sectors who join us in our 57-year mission to positively impact prevention, education, and long-term recovery. We cannot fulfill this mission without all of you!

*-Anna Foglia, CEO*

## AGENCY WIDE DATA

- 4 Demographics
- 5 Collaborations/Volunteers

## TREATMENT PROGRAMS

- 6 Residential Programs (Tri-County)
- 7 Men's Residential (Salinas)
- 8 Women's Residential (King City)
- 9 Men's Residential (King City)
- 10 Women's Residential & Perinatal (Hollister)
- 11 Men's Residential (San Luis Obispo)
- 12 Outpatient Programs (County Wide)
- 13 Outpatient (Salinas)
- 14 Outpatient (Marina)
- 15 Outpatient (Seaside)
- 16 Outpatient (King City)

## RECOVERY PROGRAMS

- 18 Sober Living Environments (Salinas)
- 19 Sober Living Environment (King City)  
Huntington House
- 20 Sober Living Environments (Hollister)

# Table of Contents

- 22 Hope Housing at the  
Nancy Dodd Community Center (Marina)

## INTERVENTION PROGRAMS

- 23 Driving Under the Influence Education Programs  
(County Wide)
- 24 Driving Under the Influence Education (Salinas)
- 25 Driving Under the Influence Education (Soledad)
- 26 Driving Under the Influence Education (Seaside)
- 28 Sobering Center (Salinas)
- 30 Road to Success (Monterey Peninsula)
- 31 Road to Success (South Monterey County)

## PREVENTION PROGRAMS

- 32 Prevention Programs (County-Wide)
- 33 Prevention (Salinas)
- 34 Prevention (Monterey Peninsula)
- 35 Prevention (South Monterey County)

# Board of Directors

## OUR MISSION:

Preventing alcohol and drug addiction by offering education, prevention, treatment and recovery to individuals and families regardless of income level.

## OUR PHILOSOPHY:

Since 1968, Sun Street Centers has been providing the most comprehensive and effective services for education, prevention and recovery of alcohol addiction and drug abuse. Relying on a proven social model developed by our founders, Martin and Nancy Dodd, as well as the compassion and experience of our staff, we welcome all individuals and families to hope, heal, share and thrive with a drug-free and alcohol-free lifestyle.



**Esteban Calderón**  
*President*

**Brenda Granillo-Arreola**  
*Vice President*

**David Warner**  
*Treasurer*

**Bryan Kiefer**  
*Secretary*

**Julie Edgcomb**

**Mark Kooiman**

**David Wheeler**

**John Musni**

**Jeannette Witten**

**Debra McAlahney**

**Reb JH Close, MD**

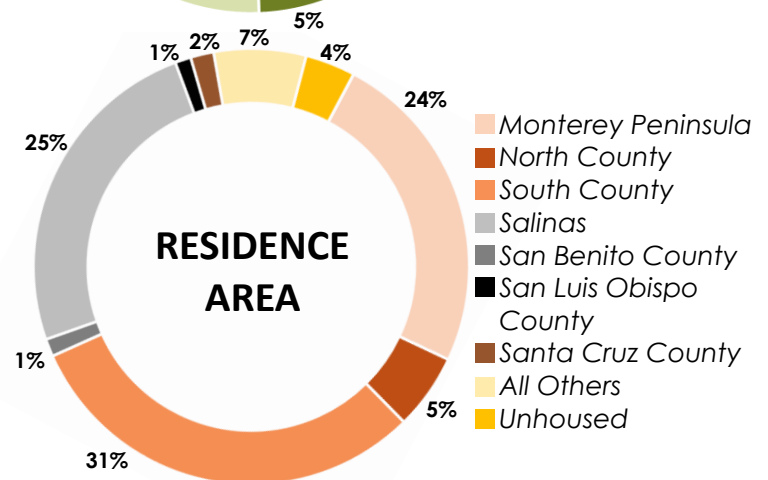
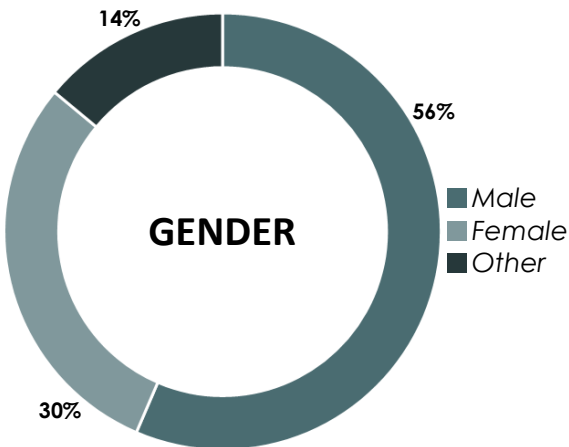
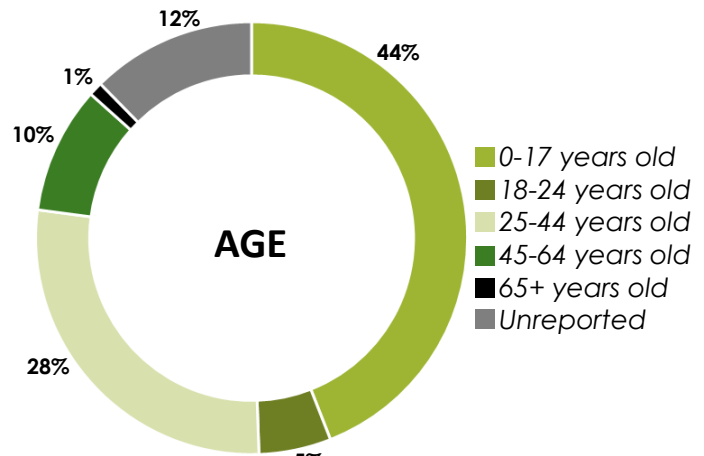
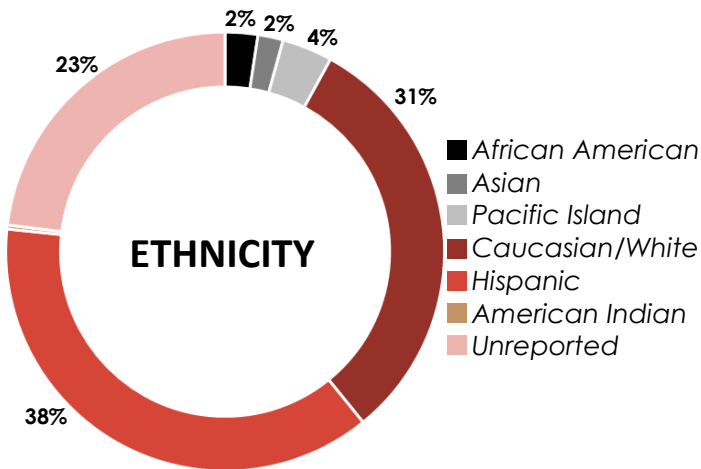


# AGENCY-WIDE DATA

## MONTEREY, SAN BENITO, & SAN LUIS OBISPO COUNTIES

In the 2024-2025 fiscal year (FY), Sun Street Centers served **11,619 clients** - **27%** in **DUI Education Program**, **12%** in **Recovery Programs**, **2%** in the **Sobering Center**, and **1%** in the **Youth Road to Success Program**. The remaining **57%** were served in the **Prevention Department**.

The largest number of clients served based on **residence** was **31%** reporting that they live in **South Monterey County**. **432 clients** reported being **unhoused**, while **1,287 clients** reported as living **below the poverty level**. The largest race/ethnicity served was **Hispanic** at **38%** of all clients.



# COLLABORATIONS & VOLUNTEERS

Each year, Sun Street Centers counts the number of inter-agency collaborations. Through these cooperative activities, Sun Street Centers not only shares its resources and expertise with other agencies, it also receives comparable, low-cost/high quality support from them, expanding its ability to serve our clients.

This past year, we were part of **732 collaborations**, an increase of 371 collaborations compared to the previous fiscal year. A total of **15,975 volunteer hours** were donated to community action activities, **1,271 volunteer hours** were donated to agency activities, and our board and volunteer committees completed **772 volunteer hours**.



Prevention and Frank Paul Family Resource Center in Salinas

**284**

collaborations  
with  
Health Services  
Institutions

**158**

collaborations  
with  
Non-Profit Agencies

**84**

collaborations  
with  
Local Government

**70**

collaborations  
with  
For-Profit Agencies



King City Outpatient Back Pack Give-Away with Supervisor Chris Lopez

**59**

collaborations  
with  
Housing Consortiums

**46**

collaborations  
with  
Primary & Secondary  
Schools

**12**

collaborations  
with  
State Government

**9**

collaborations  
with  
Post-Secondary  
Education



National Chairty League at Hope Housing in Marina

**7**

collaborations  
with  
Consortiums/  
Collaboratives

**6**

collaborations  
with  
Faith Based  
Organizations

**5**

collaborations  
with  
Federal Government

**4**

collaborations  
with  
State-Wide  
Associations

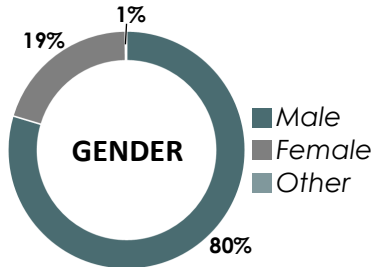
# RESIDENTIAL PROGRAMS

## MONTEREY, SAN BENITO, & SAN LUIS OBISPO COUNTIES



Our state-licensed recovery programs provide a supportive environment for men and women seeking freedom from drug and alcohol use disorders. Across all sites, **Salinas, King City, Hollister, and San Luis Obispo**, counselors and participants use the Social Model of Recovery, a peer-oriented approach that empowers individuals to take an active role in their healing, build accountability, and strengthen recovery networks.

All sites combined, served a total of **619 residents** with an average completion rate of **61%**, above the national average. **19%** of total residents served resided in **San Luis Obispo**, **18%** in **Salinas**, **9%** on the **Monterey Peninsula**, **6%** in **South Monterey County**, **5%** in **San Benito County**, **2%** in **North Monterey County**, **4%** in **other cities**, and **37%** were **unhoused**.



**SALINAS MEN'S RESIDENTIAL**

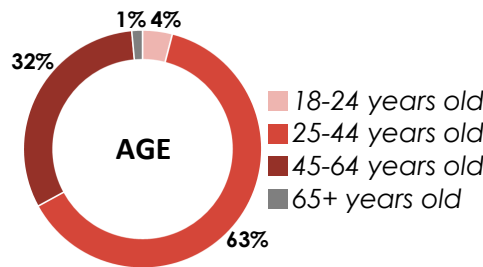
Average wait time to enter: **6 days**

- 87%** of residents indicate the program quality is high.
- 90%** of residents report improvements in mental health.
- 93%** of residents report improvements in their close relationships.

**HOLLISTER WOMEN'S RESIDENTIAL**

Average wait time to enter: **5 days**

- 80%** of residents indicate the program quality is high.
- 85%** of residents report improvements in physical health.
- 97%** of residents report improvements in mental health.



**KING CITY WOMEN'S RESIDENTIAL**

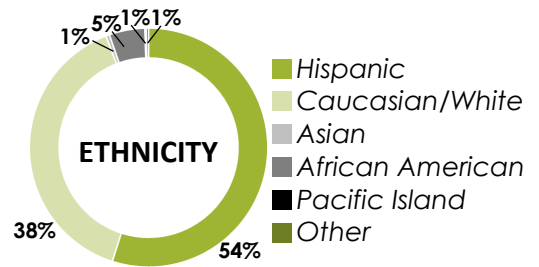
Average wait time to enter: **13 days**

- 81%** of residents report improvements in their housing circumstances.
- 86%** of residents indicate the program quality is high.
- 93%** of residents report improvements in their mental health.

**SAN LUIS OBISPO MEN'S RESIDENTIAL**

Average wait time to enter: **2 days**

- 80%** of residents indicate the program quality is high.
- 87%** of residents report improvements in mental health.
- 97%** of residents report improvements in physical health.



**KING CITY MEN'S RESIDENTIAL**

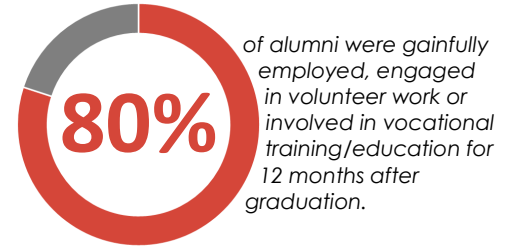
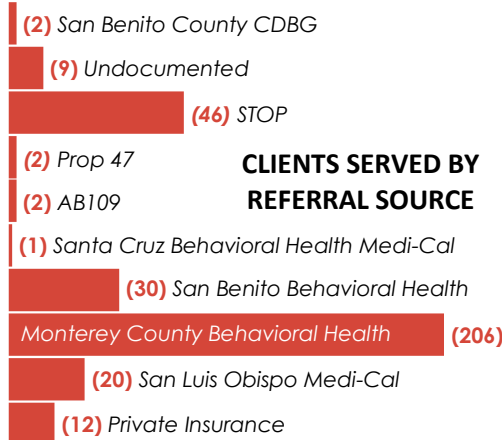
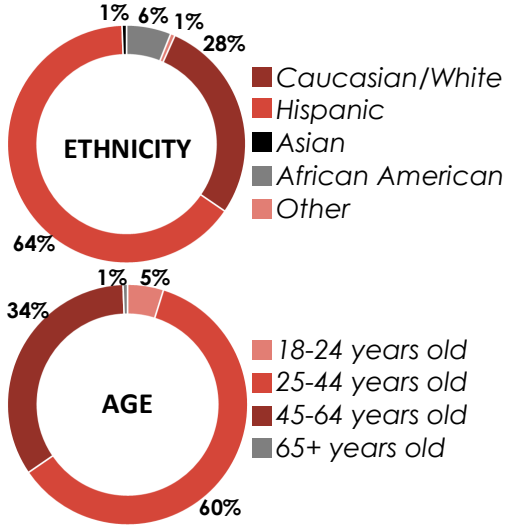
Average wait time to enter: **9 days**

- 81%** of residents indicate the program quality is high.
- 96%** of residents report improvements in mental health.
- 100%** of residents report improvements in physical health.

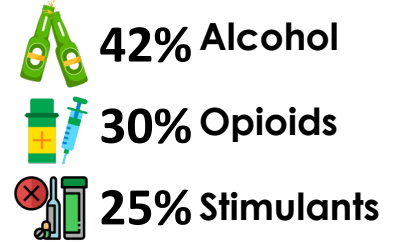


# MEN'S RESIDENTIAL PROGRAM SALINAS, CA

The Men's Residential program in Salinas proudly served a total of **330 clients** with a **69% completion rate**. The clients in this program come from various regions within Monterey County and neighboring cities. **25%** of total residents served resided in **Salinas**, **13%** on the **Monterey Peninsula**, **8%** in **South Monterey County**, **7%** in **San Benito County**, **5%** in **San Luis Obispo County**, **3%** in **North Monterey County**, **4%** in **other areas**, and **35%** were **unhoused**.



### TOP THREE PREFERRED SUBSTANCES:




This **55-bed**, state-licensed residential treatment facility provides a structured and supportive environment for men recovering from substance use disorders. With certified counselors guiding them, residents engage in the Social Model of recovery, which promotes a peer-oriented, mutual support system, participating as students rather than patients.

Program residents participated in community events and completed a total of **1,397 volunteer hours**, as 'giving back' to the community is a vital part of the recovery experience.

### COMMUNITY PARTNERS:



### CLIENT FEEDBACK: What did you like most about the program?



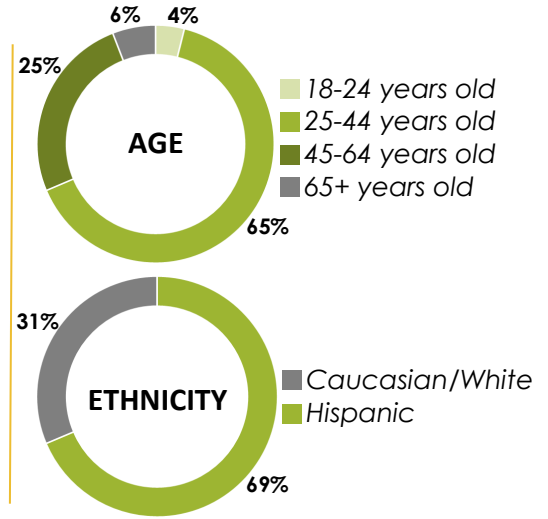
# WOMEN'S RESIDENTIAL PROGRAM

## KING CITY, CA

The Women's Residential program in King City, located downtown, proudly served a total of **51 clients** with a **67% completion rate**. The clients served in this program come from various regions within Monterey County and neighboring cities. **16%** of total clients served resided on the **Monterey Peninsula**, **14%** in **Salinas**, **10%** in **South Monterey County**, **8%** in **San Luis Obispo County**, **4%** in **North Monterey County**, **4%** in **other areas**, and **45%** were **unhoused**.



The program operates a state-licensed **8-bed** residential treatment facility for women recovering from substance use disorders. Residents attend evidenced-based classes in a Social Model environment where they take personal responsibility for their own recovery.



Program residents participated in community events and completed a total of **90 volunteer hours**, as 'giving back' to the community is a vital part of the recovery experience.

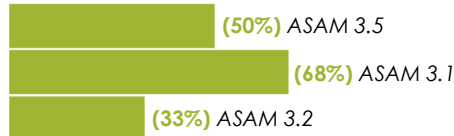
### COMMUNITY PARTNERS:



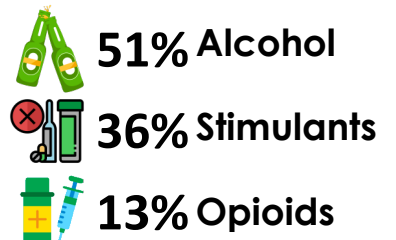
### CLIENTS SERVED BY REFERRAL SOURCE:



### COMPLETION BY LEVEL OF CARE:



### TOP THREE PREFERRED SUBSTANCES:

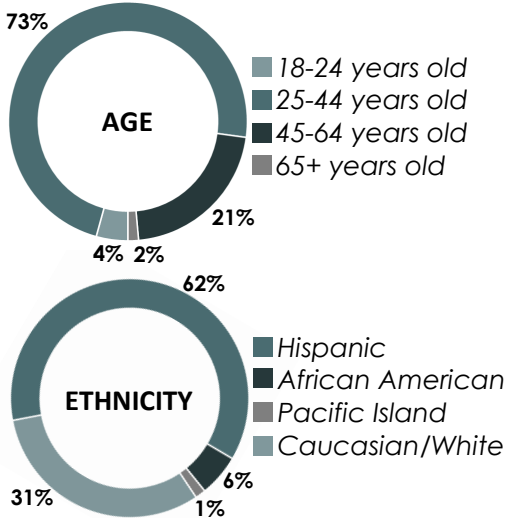


### CLIENT FEEDBACK: What did you like most about the program?



# MEN'S RESIDENTIAL PROGRAM KING CITY, CA

The Men's Residential program in King City, located in downtown, proudly served a total of **70 clients** with a **66% completion rate**. The clients in this program come from various regions within Monterey County and neighboring cities. **24%** of total clients served resided in **Salinas**, **14%** in **South Monterey County**, **9%** on the **Monterey Peninsula**, **7%** in **San Luis Obispo County**, **3%** in **North Monterey County**, and **43%** were **unhoused**.



The **12-bed**, state-licensed residential treatment facility in our King City campus provides structure and support for men recovering from substance use disorders. Residents attend evidenced-based classes in a Social Model environment where they take personal responsibility for their own recovery.

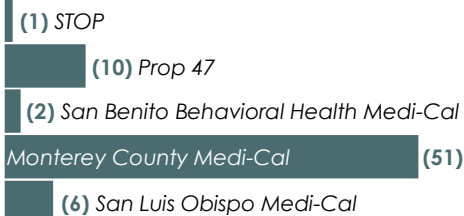


Program residents participated in community events and completed a total of **140 volunteer hours**, as 'giving back' to the community is a vital part of the recovery experience.

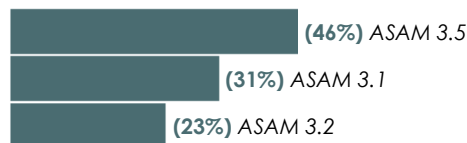
## COMMUNITY PARTNERS:



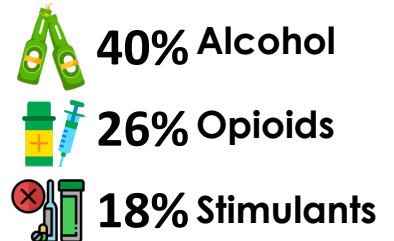
## CLIENTS SERVED BY REFERRAL SOURCE:




## COMPLETION BY LEVEL OF CARE:



## TOP THREE PREFERRED SUBSTANCES:

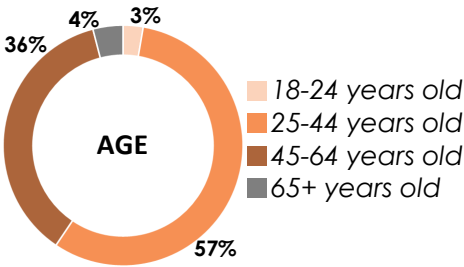
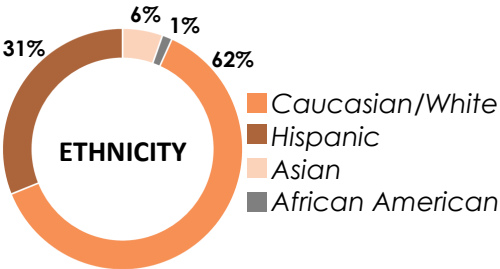


## CLIENT FEEDBACK: What did you like most about the program?

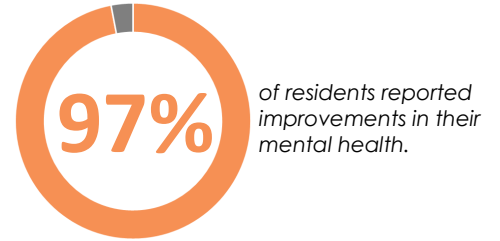
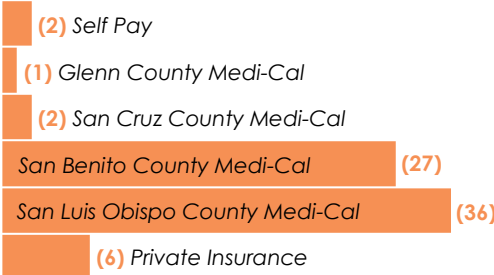


# WOMEN'S RESIDENTIAL PROGRAM HOLLISTER, CA

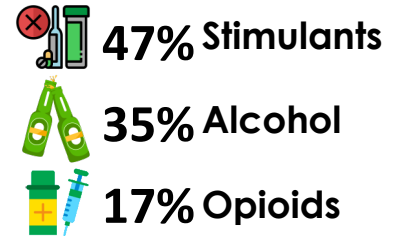
The Women's Residential and Perinatal program in Hollister proudly served a total of **74 clients** with a **74% completion rate**. The clients served in this program come from various regions within the tri-county area and neighboring cities. **39%** of total clients served resided in **San Luis Obispo County**, **10%** in **San Benito County**, **4%** in the **Salinas**, **9%** in other areas, and **38%** were **unhoused**.



## CLIENTS SERVED BY REFERRAL SOURCE



## TOP THREE PREFERRED SUBSTANCES:



The **14-bed**, state-licensed residential treatment facility, located in downtown Hollister, provides a supportive environment for single women and women with small children seeking a life free from the devastating effects of substance use disorder. Certified counselors incorporate the principles of Social Model recovery, which utilizes a peer-oriented, mutual help system engaging participants as students, not as patients.

Community agencies contributed **163 hours** of **support services** as well.

## COMMUNITY PARTNERS:



**HEALTHTrust**



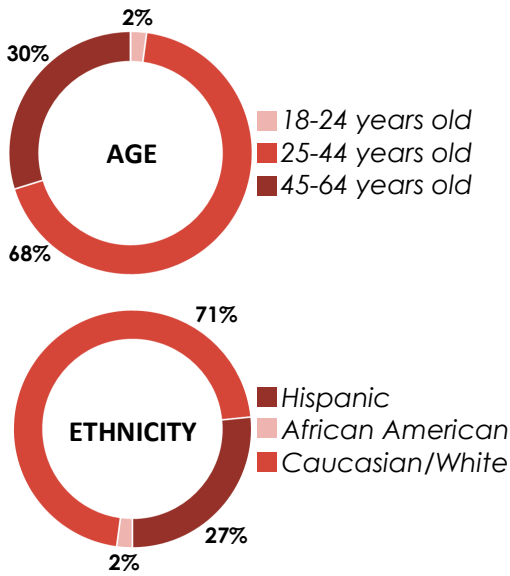
## CLIENT FEEDBACK: What did you like most about the program?



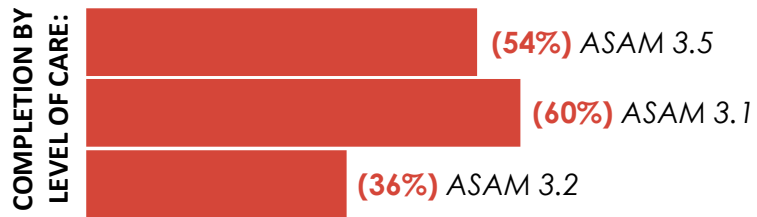
# MEN'S RESIDENTIAL PROGRAM

## SAN LUIS OBISPO, CA

The Men's Residential program in San Luis Obispo proudly served a total of **94 clients** with a **65% completion rate**. **69%** of total clients served in this program resided in **San Luis Obispo (SLO) County** and **31%** were **unhoused**.



The **16-bed**, state-licensed residential treatment facility provides structure and support for men recovering from substance use disorders. Residents attend evidenced-based classes in a Social Model environment where they take personal responsibility for their own recovery.

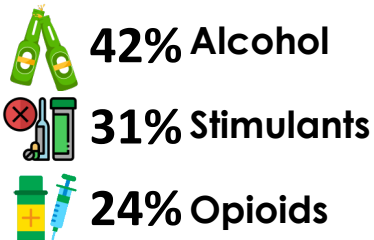


**94**  
**CLIENTS**  
**REFERRED BY**  
**SAN LUIS OBISPO**  
**MEDI-CAL**

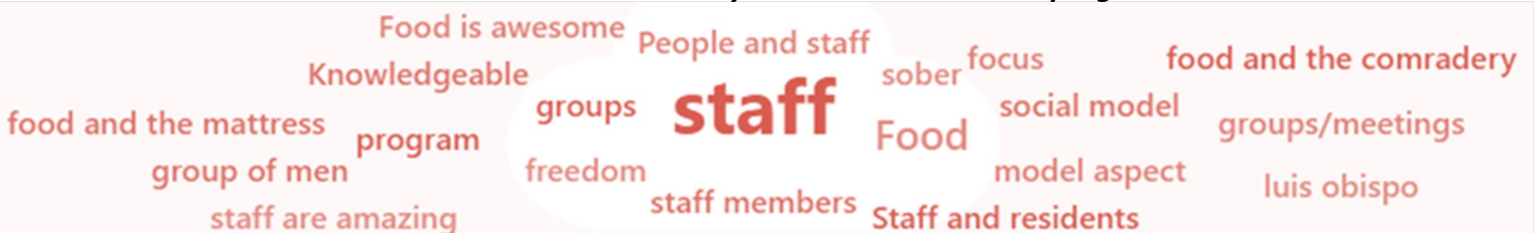
Program residents participated in community events and completed a total of **126 volunteer hours**, as 'giving back' to the community is a vital part of the recovery experience.

### COMMUNITY PARTNERS:

#### TOP THREE PREFERRED SUBSTANCES:



#### CLIENT FEEDBACK: *What did you like most about the program?*

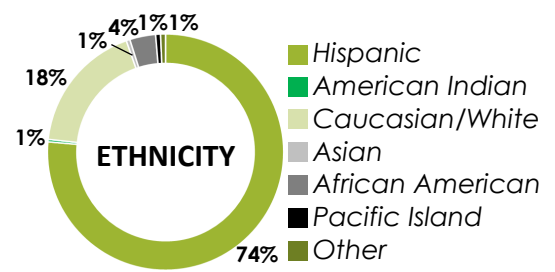
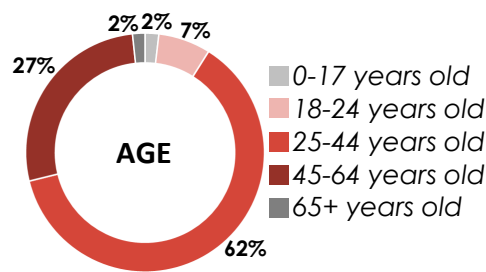
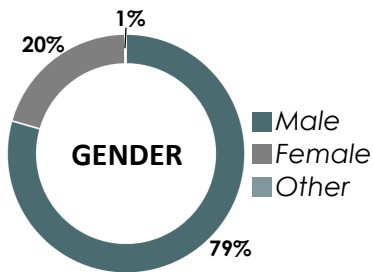


# OUTPATIENT/COUNSELING MONTEREY COUNTY, CA



Our Outpatient counseling services empower men and women to stop the cycle of drug and alcohol use and take charge of their lives. Participants are provided group and individual sessions and services. Counseling services for men, women, couples, and families are available in **Salinas, Marina, Seaside, and King City.**

All sites combined, served a total of **539 clients** with an average completion rate of **29%**. **32%** of total of clients resided in **Salinas**, **22%** on the **Monterey Peninsula**, **20%** in **South Monterey County**, **2%** in **North Monterey County**, **1%** in **San Benito County**, **1%** in **Santa Cruz County**, **6%** in **other cities**, and **16%** were **unhoused**.



## SALINAS, CA

Average wait time to enter: **9 days**

**29** more clients served compared to fiscal year 2023-2024.

**99%** of clients reported improvements in their overall mental health.

**100%** of clients reported improvements in their close relationships.

## SEASIDE, CA

Average wait time to enter: **1 day**

**2** less clients served compared to fiscal year 2023-2024.

**100%** of clients reported improvements in their overall mental health.

**100%** of clients reported improvements in their close relationships.

## MARINA, CA

Average wait time to enter: **1 day**

This Outpatient site is a new addition to Marina, CA, operating within Hope Housing at the Nancy Dodd Community Center.

**97%** of clients reported improvements in their close relationships.

## KING CITY, CA

Average wait time to enter: **7 days**

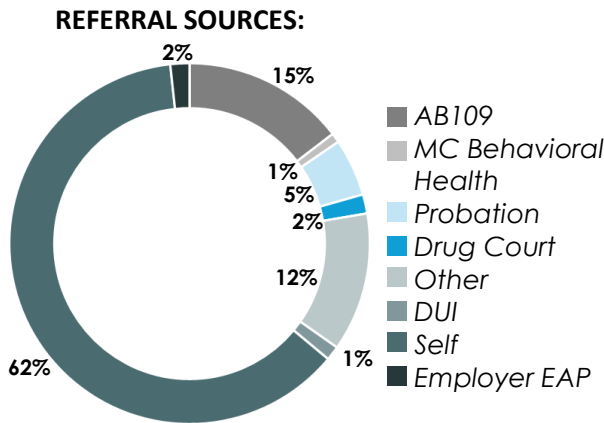
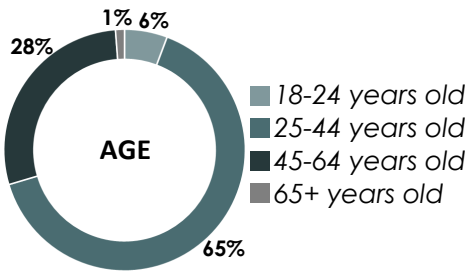
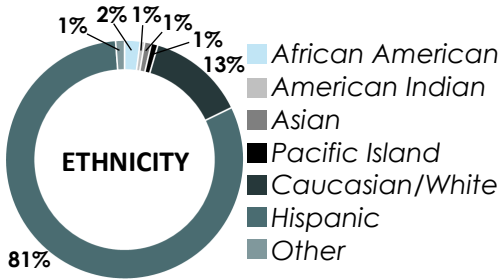
**38** more clients served compared to fiscal year 2023-2024.

**90%** of clients reported improvements in their close relationships.

**91%** of clients reported having a positive attitude and are working on their issues.

# OUTPATIENT PROGRAM SALINAS, CA

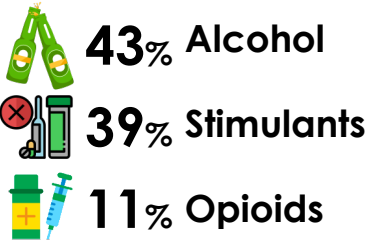
The Outpatient program in Salinas proudly served a total of **331 clients (86% male, 14% female)** with a **65% completion rate**. The clients in this program came from various cities and communities within Monterey County. **53%** of total clients served resided in **Salinas**, **11%** on the **Monterey Peninsula**, **8%** in **South Monterey County**, **2%** in **North Monterey County**, **1%** in **San Benito County**, and **25%** were **unhoused**.



**92%**  
of clients indicate that the program quality is high.

**100%**  
of clients reported improvements in their physical health.

### TOP THREE PREFERRED SUBSTANCES:




Our Outpatient counseling services empower men and women to stop the cycle of drug and alcohol use and take charge of their lives. Participants are provided group and individual sessions and services. Counseling services for men, women, couples, and families are available.

### COMMUNITY PARTNERS:



### CLIENT FEEDBACK: *What did you like most about the program?*



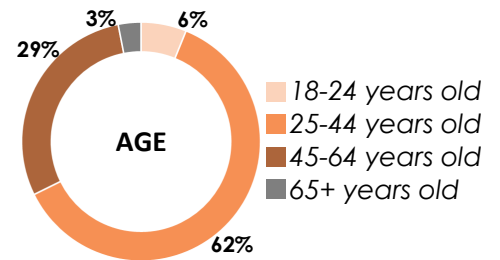
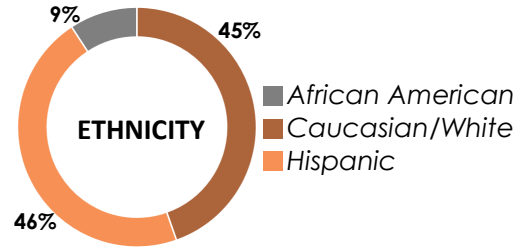
# OUTPATIENT PROGRAM

## MARINA, CA

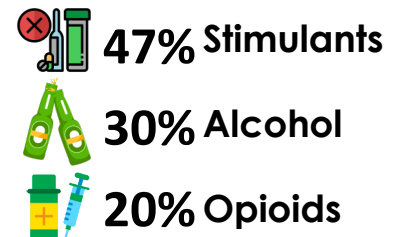
The Outpatient program in Marina proudly served a total of **65 clients** (**52% male, 48% female**) with a **26% completion rate**. The clients in this program come from various regions within Monterey County and neighboring cities. **71%** of total clients resided on the **Monterey Peninsula**, **14%** in **Salinas**, **2%** in **South Monterey County**, **1%** in **North Monterey County**, and **12%** were **unhoused**.



Counseling services using the Matrix Evidence-Based Program are available for couples, youth (ages 12–17), and families. The Matrix Program (used in all of our Outpatient sites) provides a structured treatment experience that equips individuals with the knowledge, tools, and support needed to achieve abstinence from drugs and alcohol and begin a long-term recovery journey. Core areas of focus include early recovery skills, relapse prevention, and family education. Services are offered in both English and Spanish.



### TOP THREE PREFERRED SUBSTANCES:



**91%**

of clients indicate that the program quality is high.

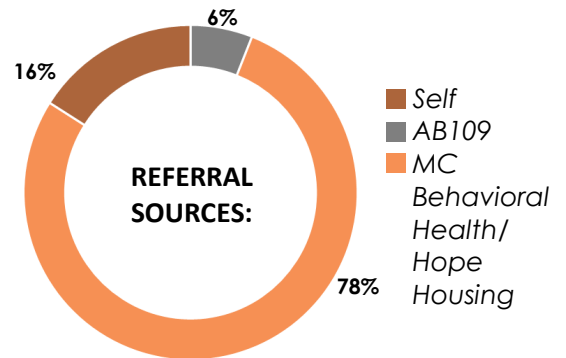
**91%**

of clients reported improvements in their physical health.


**97%**

of clients reported improvements in their mental health.

### COMMUNITY PARTNERS:

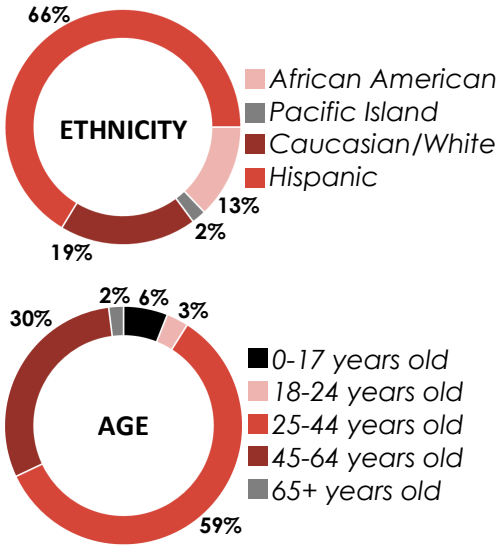


### CLIENT FEEDBACK: What did you like most about the program?

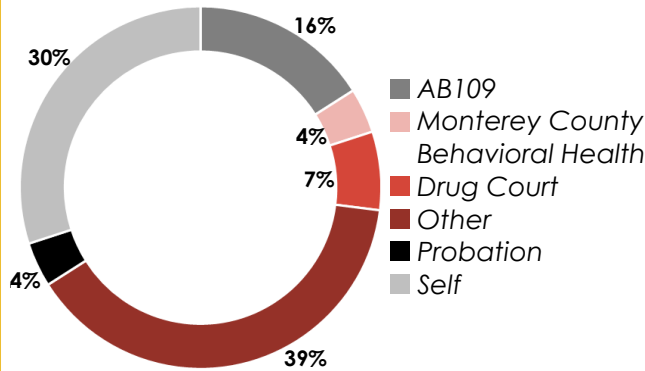


# OUTPATIENT PROGRAM SEASIDE, CA

The Outpatient program in Seaside proudly served a total of **63 clients (75% male, 25% female)** with an **86% completion rate**. The clients in this program come from various regions within Monterey County and neighboring cities. **78%** of total clients served reside in **Monterey Peninsula**, **3%** in **North Monterey County**, **3%** in **Salinas**, and **16%** were **unhoused**.




## REFERRAL SOURCES:



**95%**  
of clients indicate that the program quality is high.

**100%**  
of clients reported improvements in their physical health.

## TOP THREE PREFERRED SUBSTANCES:



Our Outpatient counseling services empower men and women to stop the cycle of drug and alcohol use and take charge of their lives. Participants are provided group and individual sessions and services. Counseling services for men, women, youth (ages 12-17), couples, and families are available.

## COMMUNITY PARTNERS:



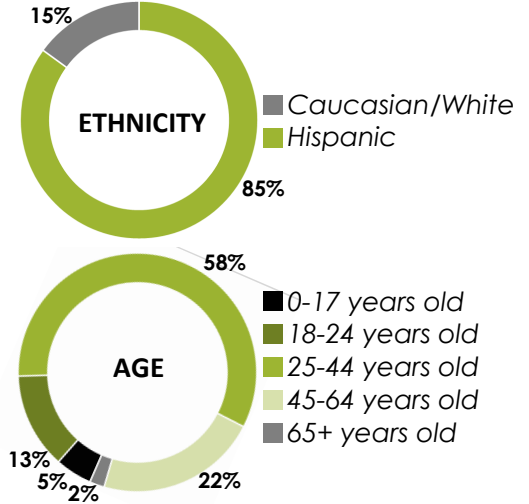
## CLIENT FEEDBACK: What did you like most about the program?



# OUTPATIENT PROGRAM

## KING CITY, CA


The Outpatient program in King City proudly served a total of **134 clients** (78% male, 22% female) with a **45% completion rate**. The clients in this program come from various regions within Monterey County and neighboring cities. **67%** of total residents served reside in **South Monterey County**, **7%** in **Salinas**, **4%** on the **Monterey Peninsula**, **1%** in **North Monterey County**, **1%** in **other cities**, and **20%** were **unhoused**.



Counseling services using the Matrix Evidence-Based Program are available for couples, youth (ages 12–17), and families. The Matrix Program (used in all of our Outpatient sites) provides a structured treatment experience that equips individuals with the knowledge, tools, and support needed to achieve abstinence from drugs and alcohol and begin a long-term recovery journey. Core areas of focus include early recovery skills, relapse prevention, and family education. Services are offered in both English and Spanish.



### TOP THREE PREFERRED SUBSTANCES:



**90%**

of clients indicate that the program quality is high.

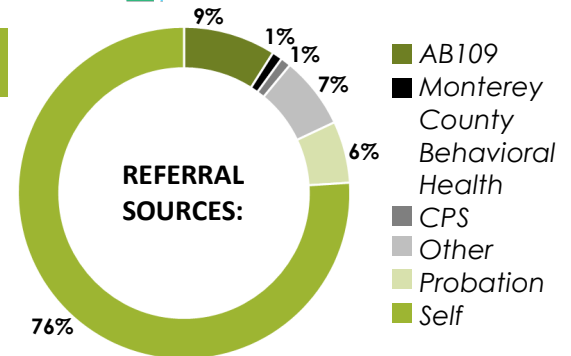
**95%**

of clients reported improvements in their physical health.


**95%**

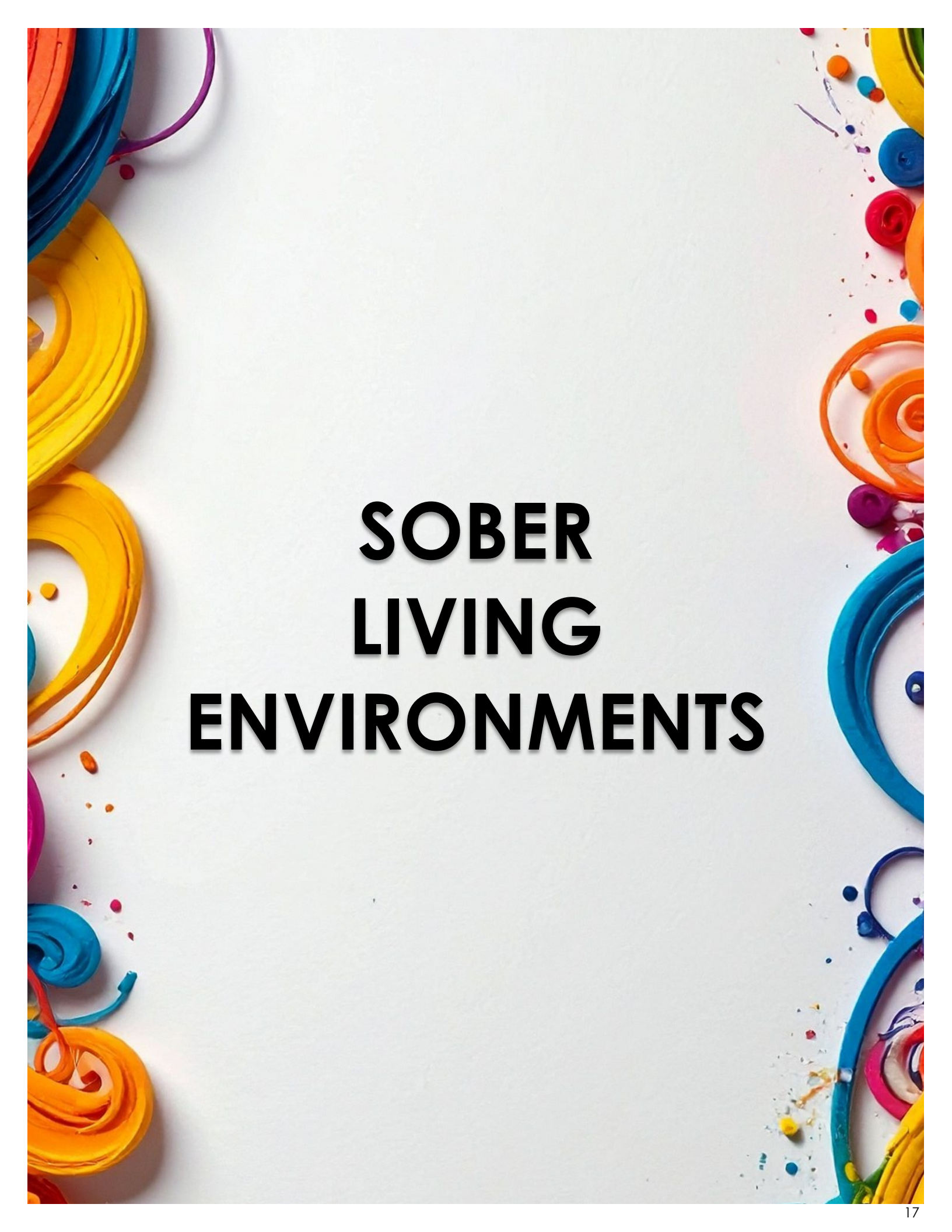
of clients reported improvements in their mental health.

### COMMUNITY PARTNERS:



### CLIENT FEEDBACK: What did you like most about the program?






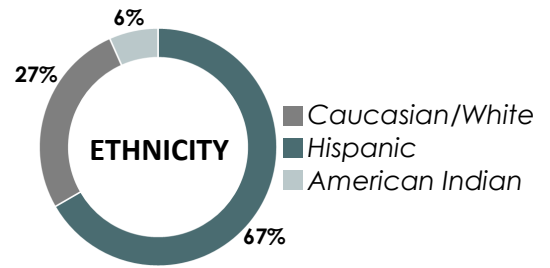
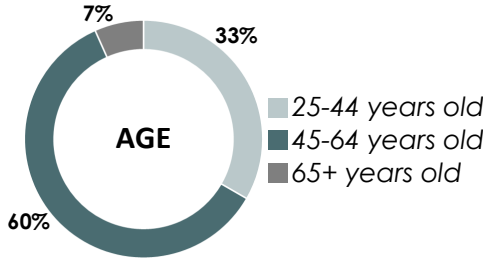
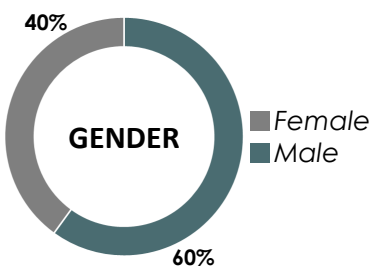
# **SOBER LIVING ENVIRONMENTS**

# SOBER LIVING ENVIRONMENTS

## SALINAS, CA



Sun Street Centers' Sober Living Environments (SLE's) are committed to ensuring a safe, clean, structured recovery environment, and dedicated to providing supportive and affordable sober living. The SLE for women in Salinas proudly served a total of **15 residents** - **6 residents** residing in **San Luis Obispo** and **9 residents** residing in **Salinas** prior to entering the program.



### WOMEN'S SOBER LIVING ENVIRONMENT

This **9-bed** program is structured to implement everything the residents have acquired in treatment, through the twelve-step recovery process. We proudly served **6 women** in this program.

**70%** of residents indicate the program quality is high.

**83%** of residents have a permanent residence they will move into upon program completion.

**52%** Bed occupancy rate

TOP PREFERRED SUBSTANCES:



**67% Alcohol**



**33% Methamphetamine**

### MEN'S SOBER LIVING ENVIRONMENT

This **13-bed** program is structured to implement everything the residents have acquired in treatment, through the twelve-step recovery process. We proudly served **9 men** in this program.

**100%** of residents indicate the program quality is high.

**100%** of residents have a permanent residence they will move into upon program completion.

**49%** Bed occupancy rate

TOP PREFERRED SUBSTANCES:



**57% Alcohol**



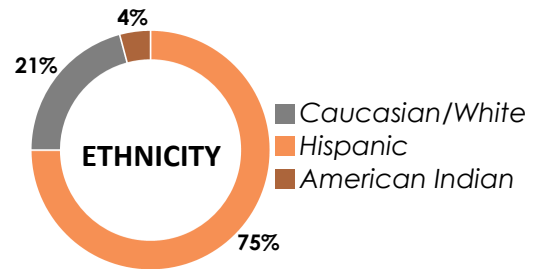
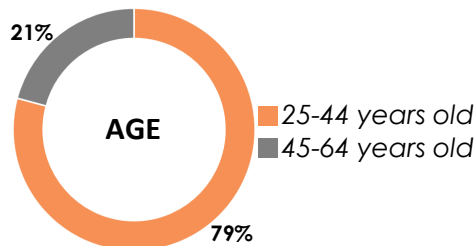
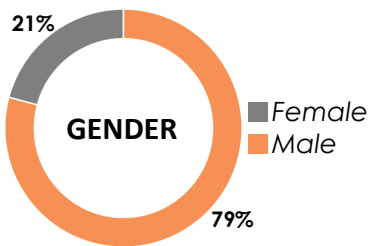
**43% Methamphetamine**

# HUNTINGTON HOUSE SOBER LIVING ENVIRONMENT

## KING CITY, CA



Sun Street Centers' Huntington House Sober Living Environment (SLE) is committed to ensuring a safe, clean, structured recovery environment, and dedicated to providing supportive and affordable sober living. The Huntington House in King City proudly served a total of **24 residents** with all residents residing in **South County** prior to entering the program.



### WOMEN'S SOBER LIVING ENVIRONMENT

This **5-bed** program is structured to implement everything the residents have acquired in treatment, through the twelve-step recovery process. We proudly served **5 women** in this program.

**100%** of residents indicate the program quality is high.

**40%** of residents have a permanent residence they will move into upon program completion.

**43%** Bed occupancy rate

TOP PREFERRED SUBSTANCES:

**40%** Alcohol  
**40%** Stimulants

### MEN'S SOBER LIVING ENVIRONMENT

This **4-bed** program is structured to implement everything the residents have acquired in treatment, through the twelve-step recovery process. We proudly served **19 men** in this program.

**90%** of residents indicate the program quality is high.

**56%** of residents have a permanent residence they will move into upon program completion.

**92%** Bed occupancy rate

TOP PREFERRED SUBSTANCES:

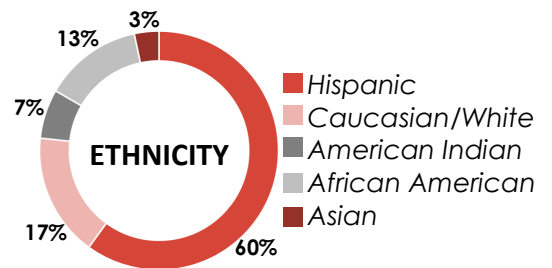
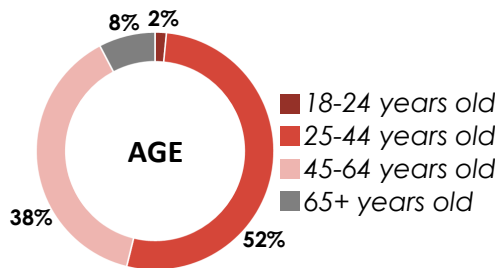
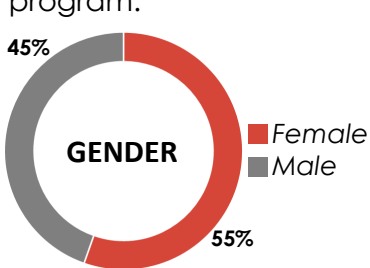
**53%** Alcohol  
**26%** Stimulants

# SOBER LIVING ENVIRONMENTS

## HOLLISTER, CA



Sun Street Centers' Sober Living Environments (SLE's) are committed to ensuring a safe, clean, structured recovery environment, and dedicated to providing supportive and affordable sober living. The SLE's in Hollister proudly served a total of **65 residents** - all residing in **San Benito County** prior to entering the program.



### WOMEN'S SOBER LIVING ENVIRONMENT

This **9-bed** program is structured to implement everything the residents have acquired in treatment, through the twelve-step recovery process. We proudly served **25 women** in this program.

**65%** of residents have a permanent residence they will move into upon program completion.

**82%** of residents indicate the program quality is high.

**88%** Bed Occupancy Rate

### MEN'S SOBER LIVING ENVIRONMENT

This **11-bed** program is structured to implement everything the residents have acquired in treatment, through the twelve-step recovery process. We proudly served **29 men** in this program.

**64%** of residents have a permanent residence they will move into upon program completion.

**83%** Bed Occupancy Rate

**89%** of residents indicate the program quality is high.




### FAMILY SOBER LIVING ENVIRONMENT

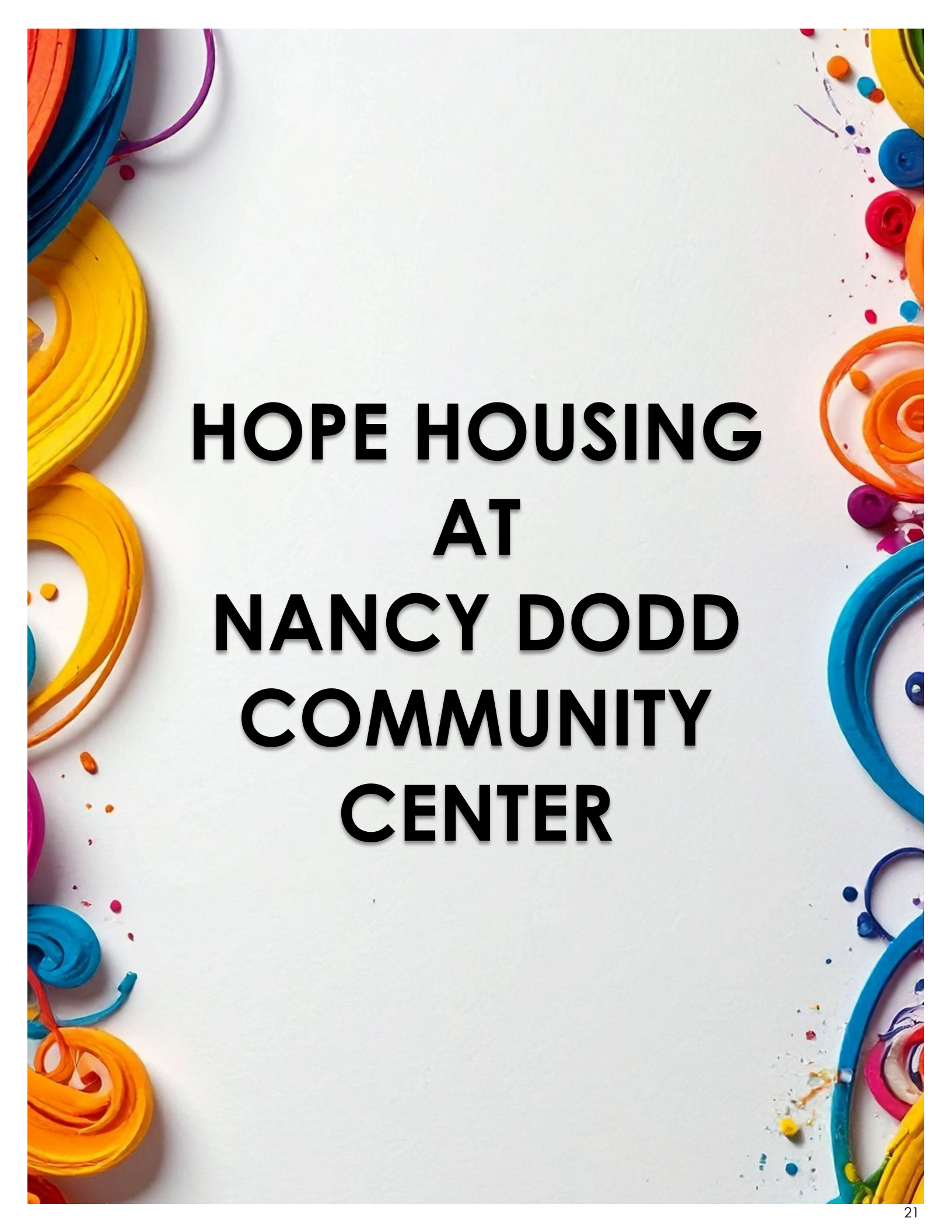
This **8-bed** program is structured to implement everything the residents have acquired in treatment, through the twelve-step recovery process. We proudly served **11 women** and **1 child** in this program.

**33%** of residents have a permanent residence they will move into upon program completion.

**94%** of residents indicate the program quality is high.

**95%** Bed Occupancy Rate



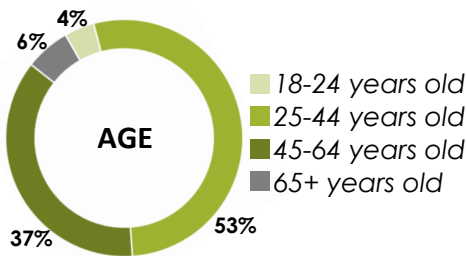


**HOPE HOUSING  
AT  
NANCY DODD  
COMMUNITY  
CENTER**

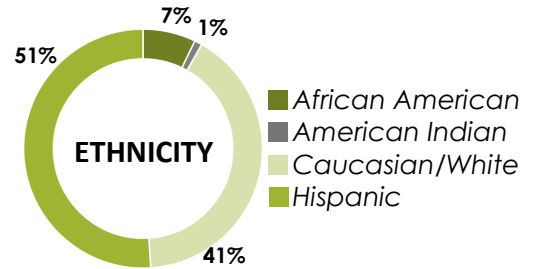
# HOPE HOUSING AT NANCY DODD COMMUNITY CENTER MARINA, CA

The Hope Housing program in Marina, proudly served a total of **98 clients (58 male, 39 female, 1 other)** with **94%** of residents indicating that the **program quality is high**. All clients served in this program were unhoused before entering the program.

This **56-unit** program is designed to provide comprehensive housing services connected to Substance Use Disorder (SUD) and Specialty Mental Health Services (SMHS). The Hope Housing Program offers a service-enriched Bridge Housing environment, with a goal of clients finding permanent housing within 18 months .



**36** children served within the program  
**98** adults served within the program



**100%**

of clients report their physical health is being monitored and cared for by a doctor.

**100%**

of clients report their mental health is being addressed or has improved.

Program residents participated in community events and completed a total of **90 volunteer hours**, as 'giving back' to the community is a vital part of the recovery experience.

## COMMUNITY PARTNERS:



**“Being part of this community has really helped. I made a lot of new friends. It’s cool because we don’t have the exact same story but basically everyone’s story here is the same idea... struggling with an addiction and now trying to overcome that.”**

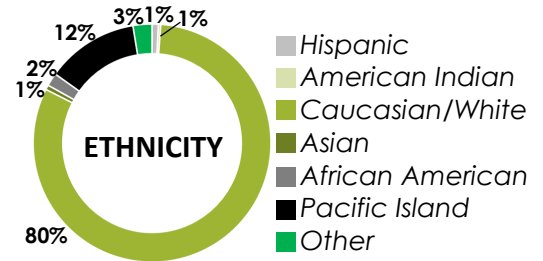
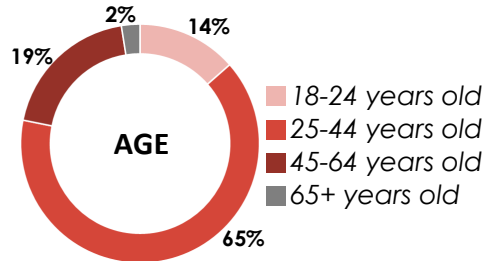
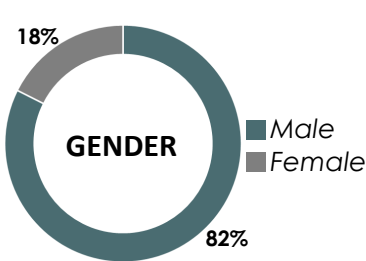
**-Resident at Hope Housing**

# DRIVING UNDER THE INFLUENCE EDUCATION PROGRAM MONTEREY COUNTY, CA



This program is licensed by the **State of California Department of Health Care Services (DHCS), Substance Use Disorder Compliance Division, Driving Under the Influence Unit** to provide quality education and counseling to help the participants understand their relationship with alcohol and drugs, and the inherent risk of driving while under the influence. First and multiple offender services available in **Salinas, Seaside,** and **Soledad.**

All sites combined, served a total of **3,144 clients** with an average completion rate of **48%**. **43%** of total of clients resided in **Salinas, 15%** in **South Monterey County, 14%** in **North Monterey County, 14%** on the **Monterey Peninsula, 7%** in **Santa Cruz County, 2%** in **San Benito County, 1%** in **San Luis Obispo County** and **4%** were in **other cities.**



## SALINAS, CA

**93%** of clients have learned useful information and strategies from the DUI Education program.

**94%** of clients completed First Offender program.

**67%** of clients completed Multiple Offender program.

## SEASIDE, CA

**92%** of clients have learned useful information and strategies from the DUI Education program.

**83%** of clients completed First Offender program.

**74%** of clients completed Multiple Offender program.

## SOLEDAD, CA

**94%** of clients have learned useful information and strategies from the DUI Education program.

**91%** of clients completed First Offender program.

**84%** of clients completed Multiple Offender program.

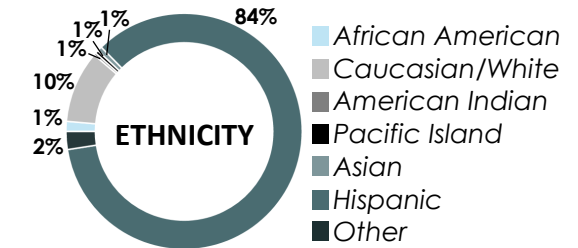
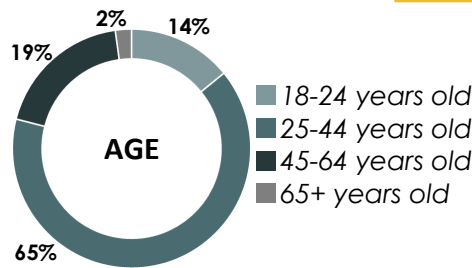
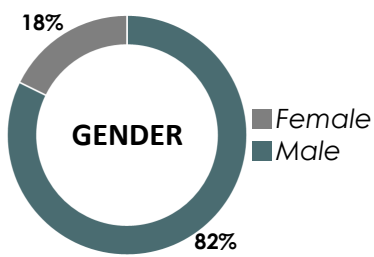
### COMMUNITY PARTNERS:



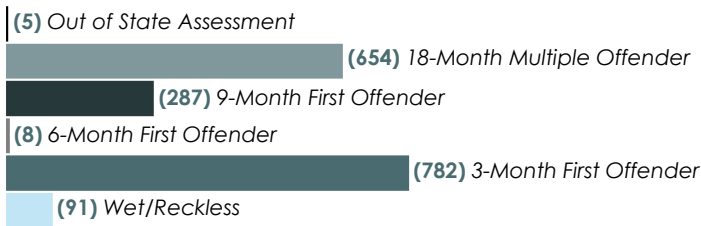
# DRIVING UNDER THE INFLUENCE (DUI) EDUCATION SALINAS, CA

The DUI Education program in Salinas proudly served a total of **1,827 clients (82% male, 18% female)** with an overall **79% completion rate**. The clients in this program come from various regions within Monterey County and neighboring cities.

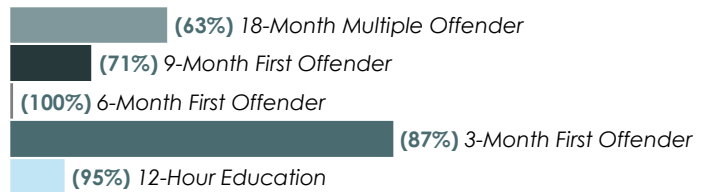
**57%** of total clients served reside in **Salinas**, **17%** in **North Monterey County**, **7%** in **South Monterey County**, **7%** in **Santa Cruz County**, **4%** on the **Monterey Peninsula**, **2%** in **San Benito County**, **1%** in **San Luis Obispo County**, and **5%** in **other cities**.



### CLIENTS SERVED BY DUI PROGRAM:



### CLIENT COMPLETION BY DUI PROGRAM:



This program is licensed by the **State of California Department of Health Care Services (DHCS), Substance Use Disorder Compliance Division, Driving Under the Influence Unit** to provide quality education and counseling to help the participants understand their relationship with alcohol and drugs, and the inherent risk of driving while under the influence. First and multiple offender services available.

**94%** of clients completing the program will have gained valuable personal insights from participating in the DUI program.

**95%** of clients completing the program indicate that the program quality is high.



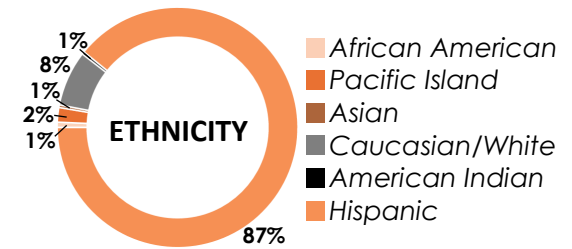
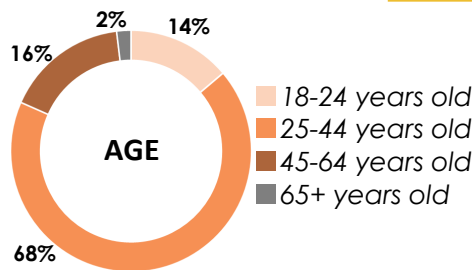
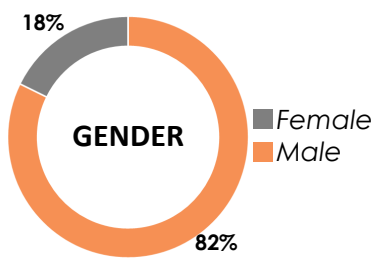
### CLIENT FEEDBACK: Knowing what you know now, what will you do differently in the future to prevent another DUI conviction?



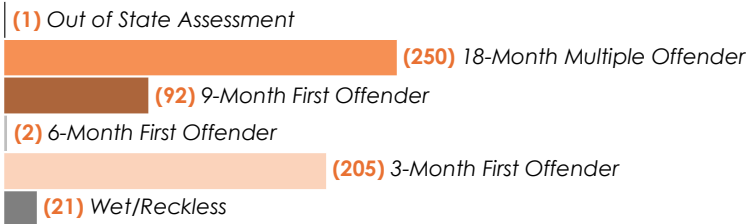
# DRIVING UNDER THE INFLUENCE (DUI) EDUCATION SOLEDAD, CA

The DUI Education program in Soledad proudly served a total of **571 clients** (**88% male**, **12% female**) with an overall **91% completion rate**. The clients in this program come from various regions within Monterey County and neighboring cities.

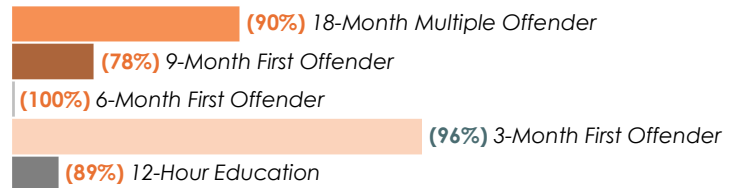
**57%** of total clients served reside in **South Monterey County**, **27%** in **Salinas**, **7%** in **North Monterey County**, **3%** in **Santa Cruz County**, **2%** on the **Monterey Peninsula**, **1%** in **San Luis Obispo County**, and **3%** in **other cities**.



### CLIENTS SERVED BY DUI PROGRAM:



### CLIENT COMPLETION BY DUI PROGRAM:



This program is licensed by the **State of California Department of Health Care Services (DHCS), Substance Use Disorder Compliance Division, Driving Under the Influence Unit** to provide quality education and counseling to help the participants understand their relationship with alcohol and drugs, and the inherent risk of driving while under the influence. First and multiple offender services available.

**94%** of clients completing the program indicate that the program quality is high.

**98%** of clients completing the program will have gained valuable personal insights from participating in the DUI program.

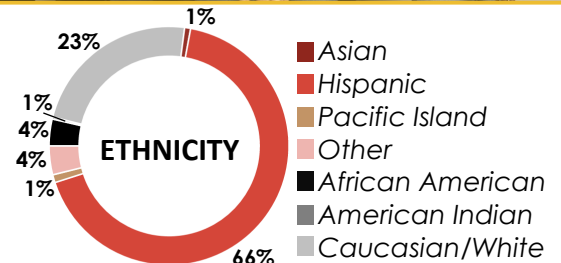
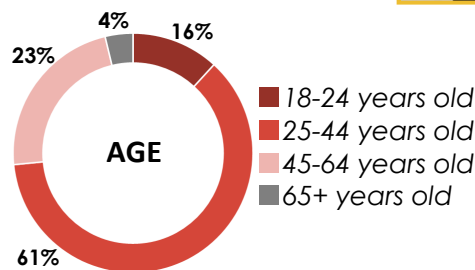
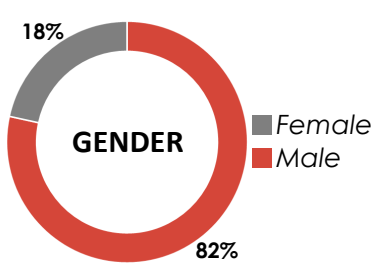
### CLIENT FEEDBACK: Knowing what you know now, what will you do differently in the future to prevent another DUI conviction?



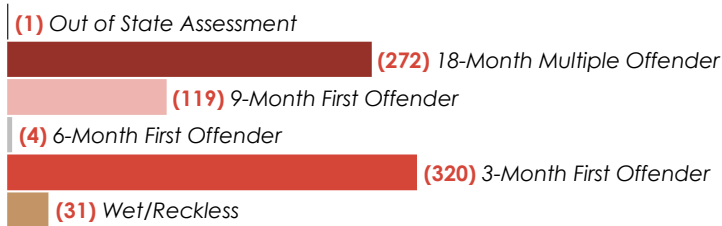
# DRIVING UNDER THE INFLUENCE (DUI) EDUCATION SEASIDE, CA

The DUI Education program in Seaside proudly served a total of **746 clients** (**78% male**, **22% female**) with an overall **82% completion rate**. The clients in this program come from various regions within Monterey County and neighboring cities.

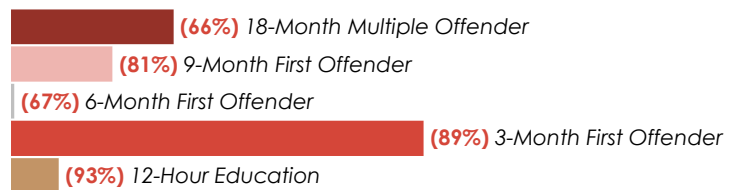
**49%** of total clients served reside on the **Monterey Peninsula**, **26%** in **Salinas**, **12%** in **North Monterey County**, **7%** in **Santa Cruz County**, **3%** in **South Monterey County**, **1%** in **San Benito County**, and **2%** in **other cities**.



### CLIENTS SERVED BY DUI PROGRAM:



### CLIENT COMPLETION BY DUI PROGRAM:



This program is licensed by the **State of California Department of Health Care Services (DHCS), Substance Use Disorder Compliance Division, Driving Under the Influence Unit** to provide quality education and counseling to help the participants understand their relationship with alcohol and drugs, and the inherent risk of driving while under the influence. First and multiple offender services available.

**97%** of clients completing the program will have gained valuable personal insights from participating in the DUI program.

**97%** of clients completing the program indicate that the program quality is high.



### CLIENT FEEDBACK: Knowing what you know now, what will you do differently in the future to prevent another DUI conviction?

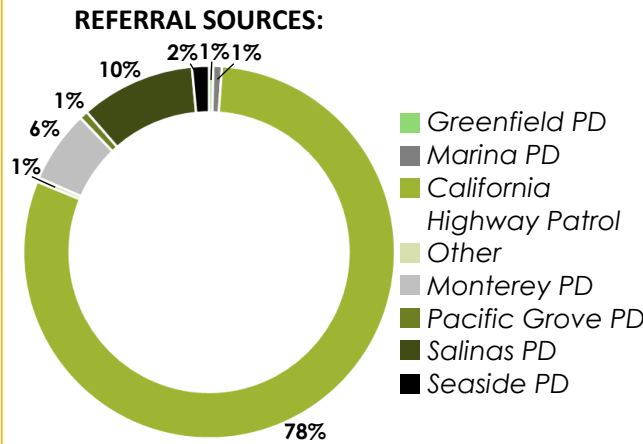
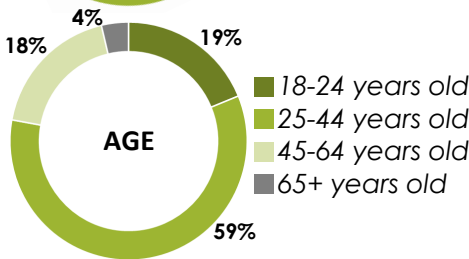
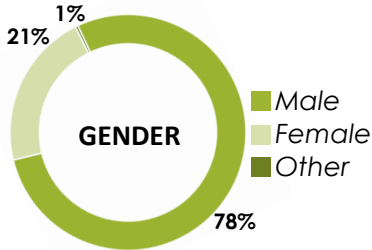


The image features a white background with a decorative border of colorful paint swirls and splatters. The swirls are primarily yellow, orange, and blue, with some purple and red accents. The splatters are smaller, scattered dots and lines in various colors. The text "SOBERING CENTER" is centered in the middle of the page in a bold, black, sans-serif font.

# SOBERING CENTER

# SOBERING CENTER SALINAS, CA

The Sobering Center, located in Salinas, CA, provides a safe alternative for non-violent offenders to avoid time jail and receive the care and referrals they. Law enforcement agencies refer individuals that are publicly intoxicated or driving under the influence of alcohol or drugs. If a client needs additional services, staff at the Sobering Center will refer them to resources such as; Treatment & DUI programs, Law Enforcement, and other Community Agencies. Sobering Center staff also give clients a safe ride home.



**97%**  
of clients accepted referrals to other programs/agencies.

**98%**  
of clients reported the program met their needs.



The Sobering Center in Salinas proudly served a total of **271 clients** with **97%** of them **accepting** referrals to other programs. The clients served in this program come from various regions within Monterey County and neighboring cities. **46%** of total clients served reside in **Salinas**, **18%** on the **Monterey Peninsula**, **10%** in **South Monterey County**, **7%** in **North Monterey County**, **2%** in **San Benito County**, **11%** in **others**, and **6%** were **unhoused**.

**76%** of total clients identify as **Hispanic**, **15%** as **Caucasian/White**, **4%** as **African American**, **2%** as **Asian**, **1%** as **American Indian**, **1%** as **Pacific Island**, and **1%** as **other**.

## COMMUNITY PARTNERS:



### CLIENT FEEDBACK: Staff who went above and beyond.

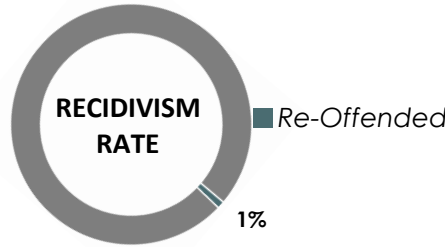
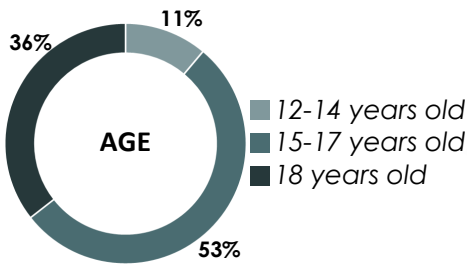
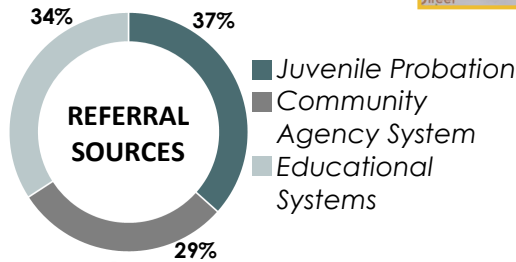
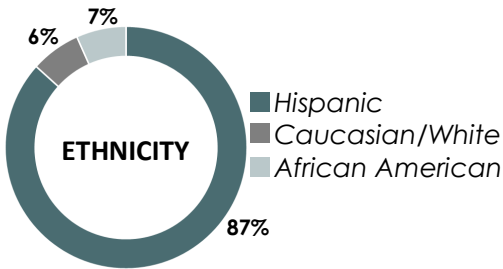
Alisha is the best  
Berto was very helpful  
Valorie was excellent  
Cuberto Valorie  
Valorie Eddie  
Valorie was great  
Ariana and Roberto  
Anthony  
Roberto & Ariana  
Alisha Valorie  
Alicia and Anthony  
Valorie was awesome  
Alisha Tony  
**Valorie** **Alisha**  
Valorie Alisha  
Alisha was awesome  
Anthony and RJ



# **ROAD TO SUCCESS PROGRAM & PREVENTION**

# ROAD TO SUCCESS PROGRAM MONTEREY PENINSULA, CA

The Road to Success program on the Monterey Peninsula proudly served a total of **45 youth (91% male and 9% female)** with a **79% completion rate**. The clients in this program come from various regions within Monterey County. **38%** of total youth served reside in **Seaside**, **24%** in **Marina**, **22%** in **Salinas**, **7%** in **Monterey**, **7%** in **Castroville**, and **2%** in **Pacific Grove**.



**89%** of youth served reported the program as very good to excellent.

**95%** of youth indicate a high degree of satisfaction with newly acquired skills.

**100%** of parents report that the program was beneficial to their families.

### TOP DOCUMENTED OFFENSE AMONG YOUTH PARTICIPANTS:


**47%** Possession of Drugs/Alcohol/ Drug Paraphernalia



The Road to Success is an intervention program for youth at risk of school failure and first-time offenders. This 3 to 6-month program seeks to prevent school expulsion and/or entry into the juvenile justice system by offering individualized diversion plans that include substance use intervention and education, participation in pro-social activities, individual and/or family counseling, parent workshops, and community service hours.


This program held a total of **2 Community Accountability Board** meetings. Enrolled youth completed a total of **469 community service hours** and **461 pro-social activities**.

### COMMUNITY PARTNERS:



SUPERIOR COURT OF CALIFORNIA  
COUNTY OF MONTEREY  
MARINA TRAFFIC COURT

### CLIENT FEEDBACK: Do you have any final comments for your Case Manager?



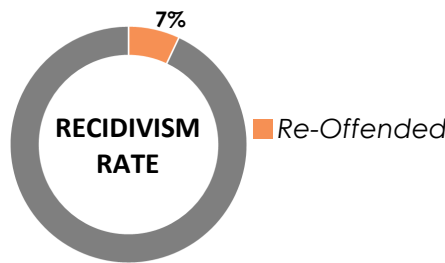
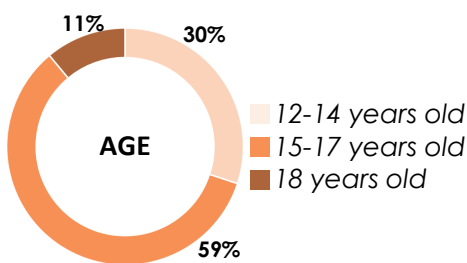
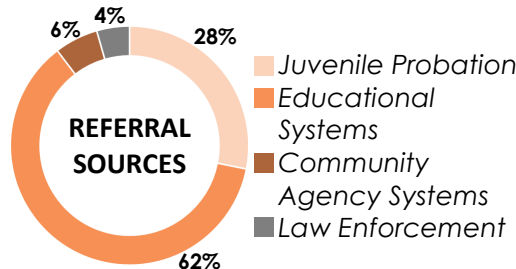
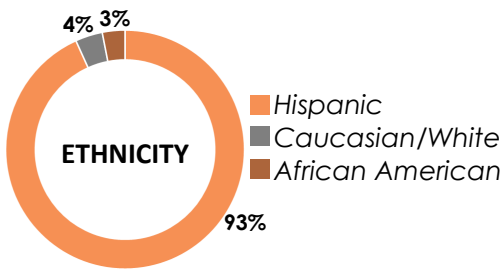


# ROAD TO SUCCESS PROGRAM SOUTH MONTEREY COUNTY, CA

The Road to Success program in South Monterey County proudly served a total of **163 youth** (**67% male** and **33% female**) with a **65% completion rate**. The clients in this program come from various regions within Monterey County. **50%** of total youth served reside in **Greenfield**, **28%** in **King City**, **19%** in **Gonzales**, **1%** in **Chualar**, **1%** in **Soledad**, and **1%** in **San Ardo**.

The Road to Success is 3 to 6-month intervention program seeks to prevent school expulsion and/or entry into the juvenile justice system by offering individualized diversion plans that include substance use intervention and education, participation in pro-social activities, individual and/or family counseling, parent workshops, and community service hours.

This program held a total of **4 Community Accountability Board** meetings. Enrolled youth completed a total of **721 community service hours** and **766 pro-social activities**.



**91%** of youth indicate a high degree of satisfaction with newly acquired skills.

**92%** of youth served reported the services they received were helpful to them.

**100%** of parents report that the program was beneficial to their families.

### TOP DOCUMENTED OFFENSE AMONG YOUTH PARTICIPANTS:

**56%** Possession of Drugs/Alcohol/ Drug Paraphernalia

### COMMUNITY PARTNERS:



**“Ever since I was small, I always wanted to do something for my parents to make them proud. Even though not everyone is perfect, little by little I’ve been trying to do something better.”**

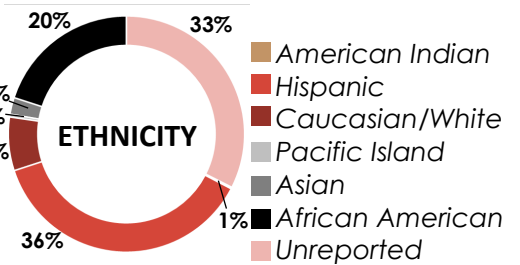
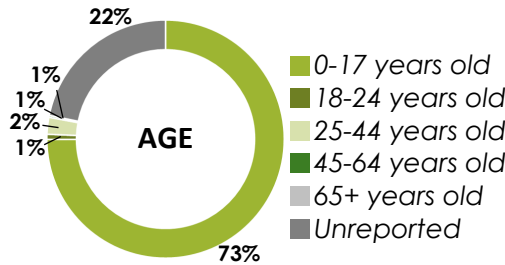
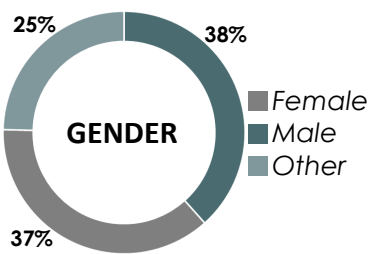
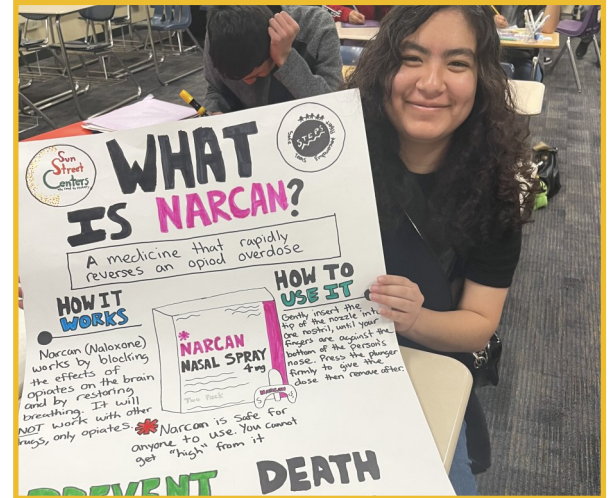
**-Road to Success Alumnus**

# PREVENTION PROGRAMS

## MONTEREY COUNTY, CA

Dedicated to building healthy and safe communities, the Prevention program provides a variety of services to community members and their families in order to build awareness and promote action toward resolving community health problems related to drug and alcohol use.

The Prevention programs across Monterey County proudly served a total of **6,582 people**, representing **57%** of total people served throughout the agency. **40%** of all people served resided in **South Monterey County**, **32%** on the **Monterey Peninsula**, **16%** in **Salinas**, **2%** in **North Monterey County**, **1%** in **San Benito County**, and **9%** in **other cities**.



One of our key prevention programs is the **Safe Teens Empowerment Project (STEPS)**, an after-school initiative made up of student leaders from local high schools and community volunteers. STEPS works to prevent unsafe alcohol and drug use by empowering youth to participate in community service and educate their peers through support activities and group presentations. This past year, **363 high school students** from high schools across the county took part in the program.



- |   |                        |                           |                          |
|---|------------------------|---------------------------|--------------------------|
| Alisal High School                              | Greenfield High School | North Salinas High School | Seaside High School      |
| Dual Language Academy on the Monterey Peninsula | King City High School  | Pinnacles High School     | Soledad High School      |
| Gonzales High School                            | Marina High School     | Salinas High School       | Washington Middle School |

A total of **8 community partners** actively participated in our **Preventing Alcohol Related Trauma and Substance Use (PARTS) Coalition**, a grassroots, community-based effort dedicated to reducing drug and alcohol related harms in Monterey County. The coalition works to decrease underage drinking and prevent substance use among youth and adults by using a multi-level prevention approach and collaborating closely with a wide range of partners, including:

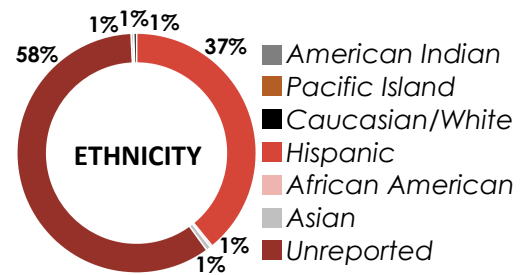

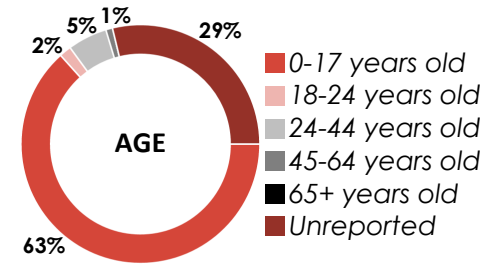


# PREVENTION SALINAS, CA

The Prevention program in Salinas proudly served a total of **1,102 people** (35% male, 36% female, and 29% other). The participants served in this program come from various regions within Monterey County. **87%** of total participants served resided in **Salinas** and **13%** in **North Monterey County**.

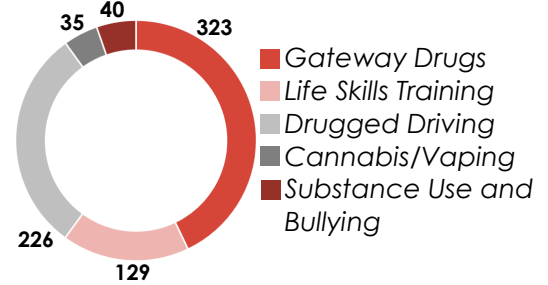
Dedicated to building healthy and safe communities, the Prevention program provides a variety of services to community members and their families, in order to build awareness and promote action toward resolving community health problems related to drug and alcohol use.

This program **provided 402 hours** of community education and the community **received 3,169 hours** of community education for youth and parents.



Salinas served more parents through educational services than any other program site, demonstrating its success in reaching and supporting families. In addition, Salinas Prevention fostered a high number of partnerships and collaborated on multiple prevention initiatives, expanding its community presence and strengthening substance-use prevention efforts across the region.

### # SERVED BY PRESENTATIONS/TRAININGS:



**83%** of parents who were part of the Life Skills Training, successfully completed the training.

**100%** of parent Life Skills Training graduates indicate a high degree of satisfaction with the training.

**52** STEPS Youth Leaders from local high schools in Salinas, and Gonzales High School



Monterey County Collaborates | City of Salinas My Life Story Conference | Monterey County Pink Shirt Day

### STUDENT FEEDBACK: What is the main thing you learned from the Life Skills Training?

"my goals"  
 "Working thru my emotions when i get mad"  
 "My relationships and communicating"

# PREVENTION

## MONTEREY PENINSULA, CA

The Prevention program on the Monterey Peninsula proudly served a total of **2,775 people** (40% male, 37% female, and 23% other). The participants in this program come from various regions within Monterey County. 94% of total participants served resided on the **Monterey Peninsula**, 3% in **Salinas**, 1% in **North Monterey County**, 1% in **South Monterey County**, and 1% in **San Benito County**.

The Prevention program provides a variety of services to community members and their families in order to build awareness and promote action toward resolving community health problems relating to drug and alcohol use.

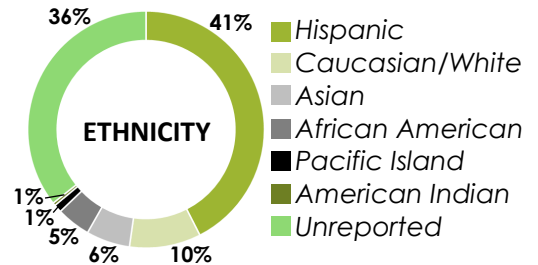
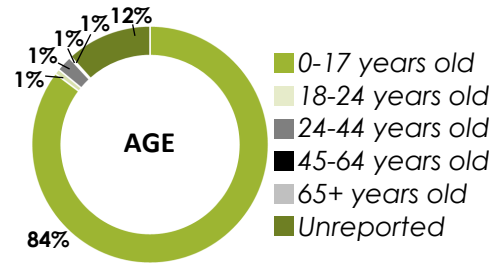
This program **provided 254 hours** of community education and the community **received 3,940 hours** of community education for youth and parents.



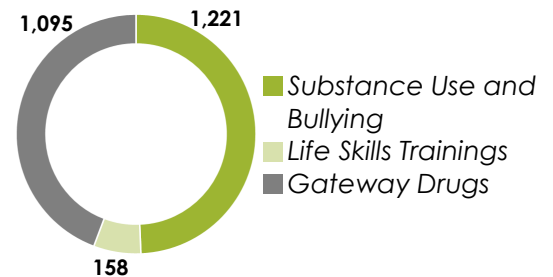
A major highlight this year was the high number of individuals served through educational presentations and trainings, **2,474**, made possible by expanded partnerships with schools across the Monterey Peninsula. This marks the program's ongoing commitment to promoting drug-free lifestyles through education and collaboration.

**82%** of youth Life Skills Training graduates indicate a high degree of satisfaction with the training.

**100%** of parents Life Skills Training graduates indicate a high degree of satisfaction with the training.




### # SERVED BY PRESENTATIONS/TRAININGS:



**27** STEPS Youth Leaders from Seaside and Marina High School, including Dual Language Academy of the Monterey Peninsula.

### COMMUNITY PARTNERS:



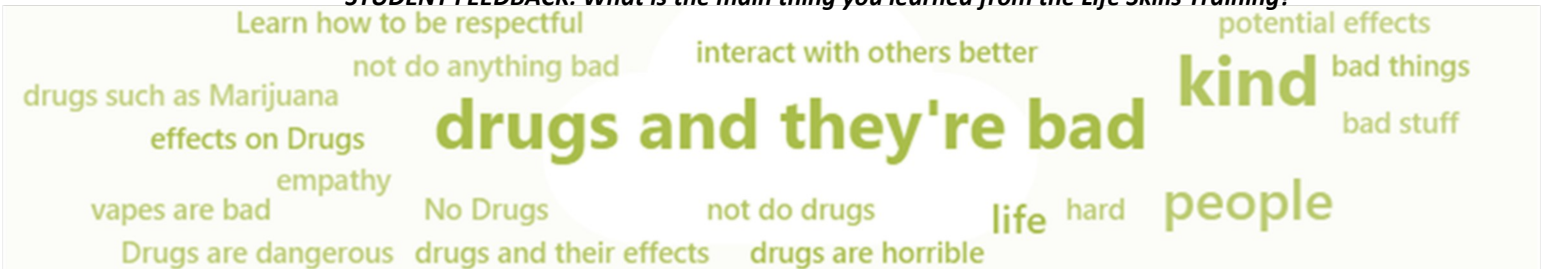
California State University  
**MONTEREY BAY**



**MONTEREY PENINSULA COLLEGE**

Youth Violence Prevention Task Force | Hope and Help Network

### STUDENT FEEDBACK: What is the main thing you learned from the Life Skills Training?

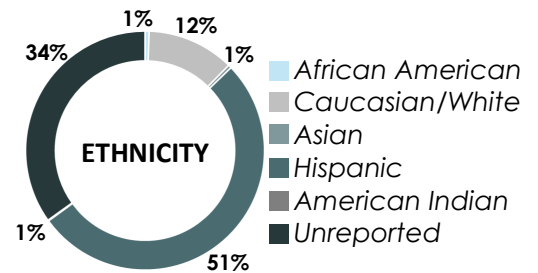
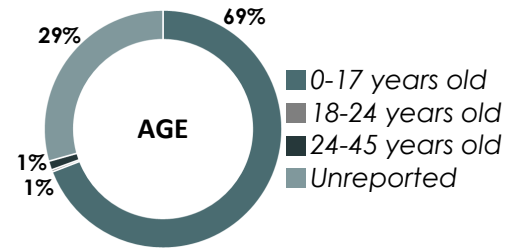


# PREVENTION SOUTH MONTEREY COUNTY, CA

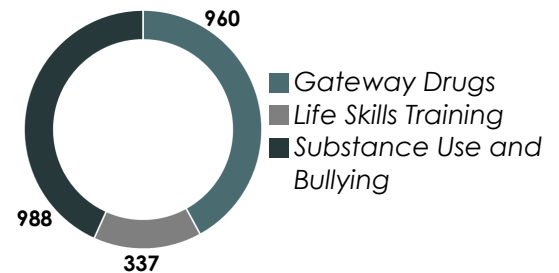
The Prevention program in South Monterey County proudly served a total of **2,705 people** (39% male, 37% female, and 24% other). The participants in this program come from various regions within Monterey County. All served by this program reside in **South Monterey County**.

Dedicated to building healthy and safe communities, the Prevention program provides a variety of services to community members and their families, in order to build awareness and promote action toward resolving community health problems related to drug and alcohol use.

This program **provided 615 hours** of community education and the community **received 8,836 hours** of community education for youth and parents.



### # SERVED BY PRESENTATIONS/TRAININGS:



**284** STEPS Youth Leaders from local high schools in South Monterey County.



A key highlight for this site was its strong youth engagement. South Monterey County supported the highest number of **Life Skills Training participants (337)** and the largest group of **STEPS Program Youth Leaders (284)** compared to all other program locations. This reflects the site's success in empowering youth, promoting leadership development, and encouraging positive lifestyles.

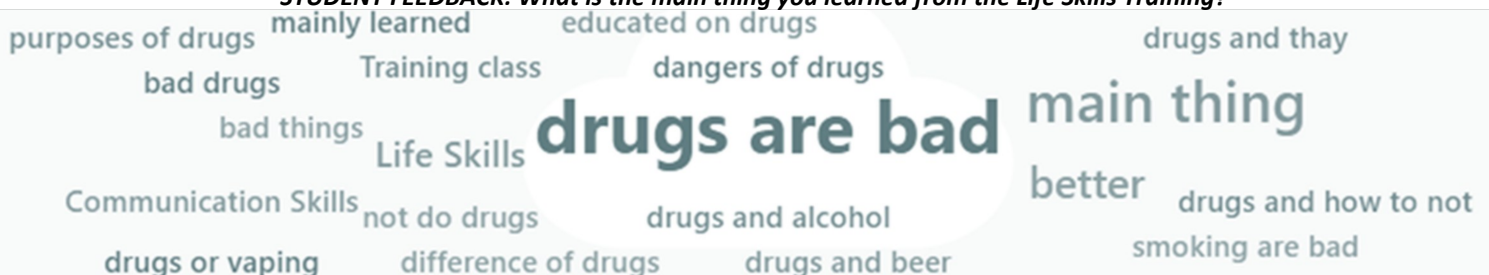
**84%** of parents who were part of the Life Skills Training, successfully completed the training.

**100%** of parent Life Skills Training graduates indicate a high degree of satisfaction with the training.

### COMMUNITY PARTNERS:



### STUDENT FEEDBACK: What is the main thing you learned from the Life Skills Training?



# TOGETHER, WE ARE CREATING



# BRIGHTER FUTURES!