



Sun Street prevents alcohol and drug addiction by offering education, prevention, treatment and recovery to individuals and families regardless of income level.

Serving Monterey County Since 1968

2012 Gratitude Report



Thanks to our donors and partners throughout Monterey County, Sun Street Centers grew exponentially in 2012. We have served more people in need, delivered more programs, worked with more volunteers, and nurtured more partnerships than at any other point in our 44 years of service.

Sun Street Locations

Administrative Office Outpatient Recovery Services

DUI Programs

11 Peach Drive
Salinas, CA 93901
P. 831.753.5135
F. 831.753.6005

Men's Residential Program

8 Sun Street
Salinas, CA 93901
P. 831.753.5145
F. 831.753.6007

Prevention Programs

DUI Programs

1760 Fremont Blvd. Suite E1
Seaside, CA 93955
P. 831.899.6577
F. 831.899.6575

37 Central Avenue
Salinas, CA 93905
P. 831.753.5150
F. 831.759.2269

200 Broadway Suite 70
King City, CA 93930
P. 831.385.0100
F. 831.385.6842

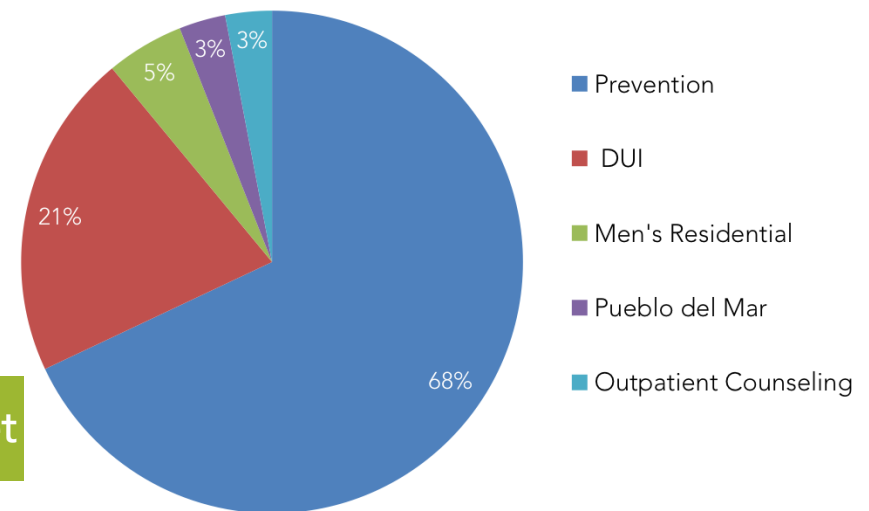
Pueblo del Mar

3043 MacArthur Drive
Marina, CA 93933
P. 831.582.9461
F. 831.582.9476



8,000 people served

Clients Served 2011-2012



8,700 hours volunteered at Sun Street

In 2012 we engaged with organizations across the county to deliver services and form new bonds in our communities of service, from Salinas, Soledad, Gonzales, King City and Greenfield, to Marina, Pacific Grove, Carmel, Monterey, and Seaside.

240 agency partnerships

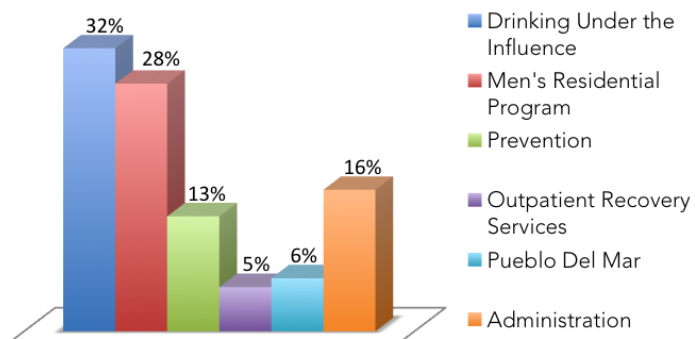
63 nonprofits + 18 faith-based organizations + 58 local government offices + 13 state and federal offices + 32 for-profit businesses or corporations + 12 local collaboratives + 21 school districts + 12 institutions of postsecondary education/training + 8 health services institutions + 5 state-wide associations

prevention • education • counseling • recovery

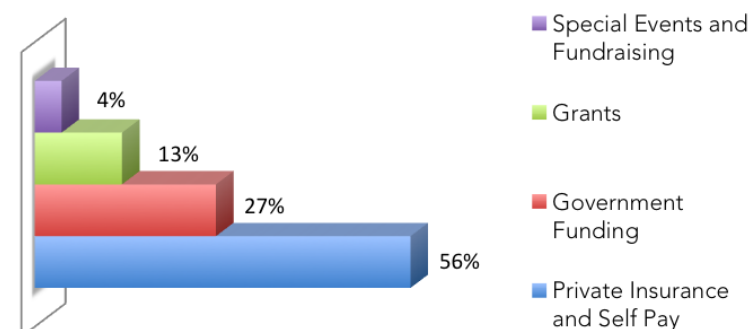
This year we expanded our base of foundation grants and developed relationships with new donors. We hosted our biggest community events to date, including our VIP Lunch in Salinas and our first Annual Castle of the Dead Haunted House and Pumpkin Patch with the Salinas Storm (which drew a thousand visitors)! We also co-sponsored the Helping Hands' Reverse Draw and Dinner.

\$500K new private grants & donors

Spending by Program 2011 - 2012



Funding Sources 2011 - 2012



Please visit sunstreetcenters.org for a detailed breakdown of our financials.

10,000 hours volunteered by Sun Street in our community

Big Sur Marathon + Closter Park Renovation + Salinas Air Show + Salinas Rodeo + Salinas Valley Half Marathon + Neighborhood Cleanups



board of directors

Anne C. Leach **president** | Jerry Bunker **vice president** | Oly Gomez **secretary** | Jesse Lopez **treasurer** | Kitty Bucquet | Jim Lugg | Jaqueline Cruz | Bruce Dunlap | Noah Shumpert Jr. | Cyndy Pierson

management team

Anna Foglia **ceo** | Rocio Tovar | Marie Kassing | Jim Barnes | Meg Kenly | Sheryl Merrill | Maria-Elena Morales | Eddie Hathcock | Nellis Gilchrist | Janet Cooke | Aretha Thompson | Selena Van Cleve | Marciano Huerta

Help us prevent alcohol and drug addiction – donate today using the attached envelope, or by credit card at sunstreetcenters.org.



We are deeply grateful to the many individuals and organizations who make our work possible.

Andrew & Phyllis D'Arrigo Fund
of the Community Foundation for
Monterey County
Community Foundation's Rudy
E. Futer Fund for Human and
Humane Needs
Monterey Peninsula Foundation
Sally Hughes Church Foundation
United Way Monterey County
Wright Family Fund

Allen S. Taylor Foundation
Helen J. Atkins
Chiquita Brands
Martin and Jill Dodd
Martin H. Dodd, Jr.
Anna Foglia
Daniel M. Harris
Helping Hands Foundation of
Monterey County
Interfaith Outreach of Carmel
Sue Jamiesson
Jim Lewis
Mann Packing Co., Inc
Brian and Sheryl Merrill
Howard & Anne Morgens
Foundation
Natividad Medical Foundation
Cyndy Pierson/Marshall Pierson,
Inc.
Willard and Shirley Phillips
Rotary Club of Salinas
Salinas Valley Half Marathon
Salinas Toyota


Acacia Family Medical Group
Gay & Ann Baldwin
Donald Ballard
Donald G. Bergman
Katherine L. Bucquet
Jerry Bunker
Dorothy Burbank
Valerie J. Carleton
Elaine Chiu
Commercial Services Co.
Church Bros, LLC
Jaqueline Cruz
Bill & Nancy Doolittle
Joan M. Dove
Bruce & Carol Dunlap
Episcopal Church of the Good
Shepherd
The GE Foundation
Oly Gomez
Jeffrey and Diana Hitchcock
Lucien W. Hope, Jr.
Lutheran Church of the Good
Shepherd
Peter Hoss
Walter Hughes
Huntington Farms
Mark Kennedy
Kay Kingsley
Anne C. Leach
E.J. & Carol Leach
Jesse Lopez
James R. Lugg
Kay and Siegfried Magenheim
McCord Specialty Automotive

Richard and Lois McDonald
Susan Merrill
William Moreno
Rita Muller
Ottone Leach Olsen & Ray, LLP
Pacific Valley Bank
William & Marlene Ramsey
Noah Shumpert, Jr.
Greg & Judy Spear
Anne & Jim Thompson
United Way of Central Maryland
The Vicki J. Marceron Trust
David Warner

IN KIND
Ottone Leach Olsen & Ray LLP
Ariel Theatrical, Inc.
Best Western Beach Resort
Monterey
Bunker & Sons Trucking
California International Airshow
Salinas
California Rodeo Salinas
Delighted Skin Care & Boutique
First Awakenings
Nellis Gilchrist
Growers Pub Steakhouse
Marciano Huerta
Kayak Connection
Laguna Seca Golf Ranch
LaLLa Catering
LeAnn Lang
Steven Lang
Geary Lyons

Main Event Limousine
Marina Fire Department
Mission Linen
Dora McKean
Steve McShane
Monterey Bay Whale Watch
Monterey Plaza Hotel & Spa
Karen Nardoza
National Steinbeck Center
Cyndy Pierson
Hanna Quinnell
Salinas Rotary - Dress for Success
Salinas Valley Freight
Salinas Valley Half Marathon
San Francisco 49ers
Seaside Garden Center
Noah Shumpert, Jr.
Lesley Ann Spowart
Smo-Key Key Services
Star Market
Sun Ridge Farms
The Fish Hopper
TPO
Turning Wheels for Kids

Help us prevent alcohol
and drug addiction –
donate today using
the attached envelope,
or by credit card at
sunstreetcenters.org.



SUN STREET CENTERS

Statement of Income & Expenditures | 2011-2012

REVENUES

Private Insurance and Self Pay	56%	2,348,199
Government Funding	27%	1,117,047
Grants	13%	521,849
In-kind Services	0%	9,752
Special Events and Fundraising	4%	166,731
Total Revenues	100%	4,163,578

EXPENDITURES

Programs	84%	3,230,607
General and Administrative Expenses	16%	634,087
Total Expenditures		3,864,694
Net Income (Loss)	100%	298,884

ALLOCATION BY PROGRAM & COST CENTER

Driving Under the Influence	32%	1,230,515
Men's Residential Program	28%	1,075,943
Prevention	13%	512,395
Outpatient Recovery Services	5%	178,409
Pueblo Del Mar	6%	233,345
Sub-total of Program Costs	84%	3,230,607
Administration	16%	634,087
Total Program Expenses	100%	3,864,694

BALANCE SHEET

Assets:

Cash and cash equivalents	15%	442,584
Accounts Receivable	15%	436,647
Other Assets	2%	68,992
Property, plant and equipment - net	68%	2,015,858
Total Assets	100%	2,964,081

LIABILITIES & NET ASSETS

Accounts Payable	1%	42,777
Line of Credit	3%	78,576
Accrued Expenses	9%	267,829
Long-term Debt	16%	483,839
Net Assets	71%	2,091,060
Total Liabilities and Net Assets	100%	2,964,081